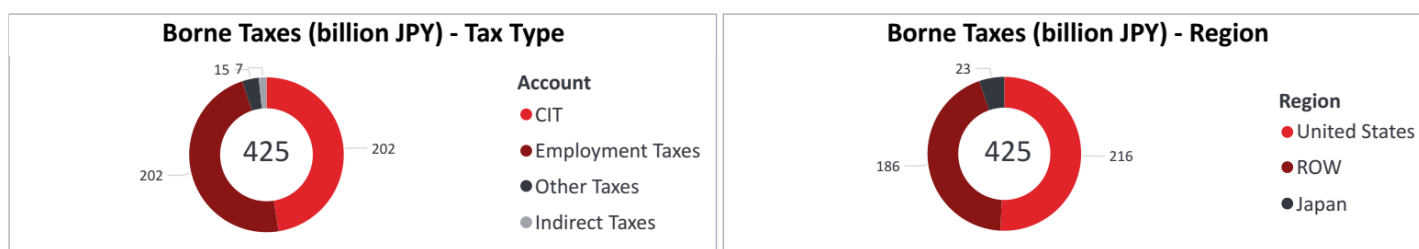




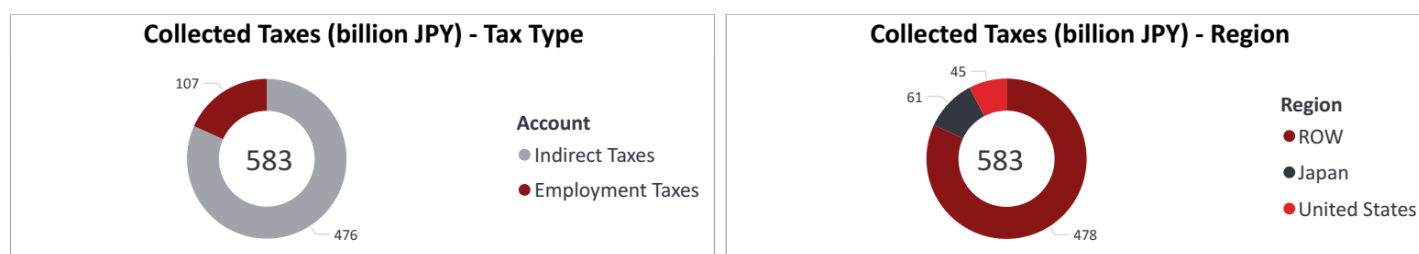
## Takeda's Total Tax Contribution

Takeda operates in approximately 80 countries and is committed to paying its fair share of taxes in a responsible manner. The taxes we pay are a significant part of the social and economic impact we make in the countries where we operate. To provide greater transparency into our tax profile, we have prepared the following data and charts, which cover the main taxes we pay and collect globally from our operations. Takeda's **Total Tax Contribution** is made up of two components: **Taxes Borne** which are a direct cost to Takeda; and **Taxes Collected** which are not a direct cost to Takeda and represent taxes collected from customers and employees which are remitted to governments. The information contained herein is not audited and methodologies may differ from other companies. Takeda may make adjustments to amounts reported for past years to reflect updates to its methodology and does not include customs or duties paid in its calculations.

**FY2023 (Year-end March 31, 2024):** Takeda's **Total Tax Contribution** in FY2023 was approximately **1,008.3 billion JPY**.

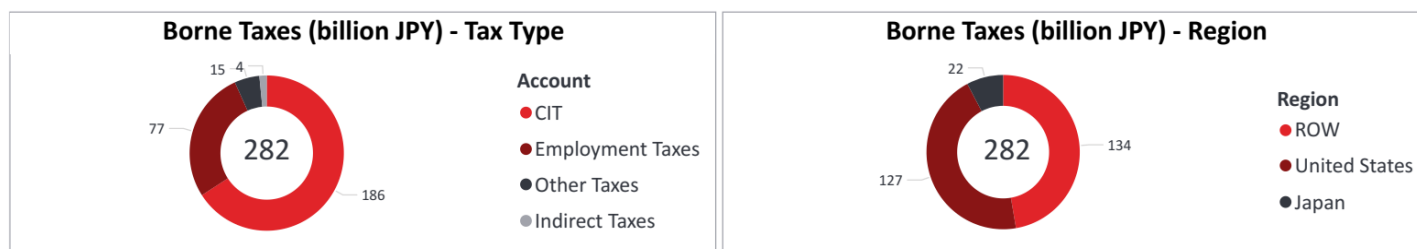


**Taxes Borne** by Takeda in FY2023 were approximately **425.5 billion JPY**. This amount is comprised of cash payments of corporate income taxes (CIT), employer share of payroll/wage taxes, unrecoverable indirect taxes (e.g. VAT), sales & use taxes, and other taxes primarily made up of property taxes for Takeda-owned facilities and US Branded Prescription Drug Fees.

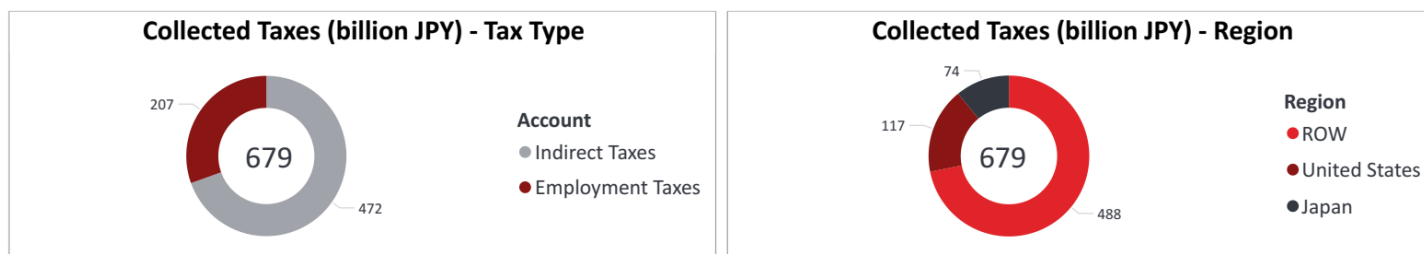


**Taxes Collected** by Takeda in FY2023 was approximately **582.8 billion JPY**. This amount is comprised of gross output VAT and employee payroll withholding taxes.

**FY2022 (Year-end March 31, 2023):** Takeda's Total Tax Contribution in FY2022 was approximately **961.4 billion JPY**.

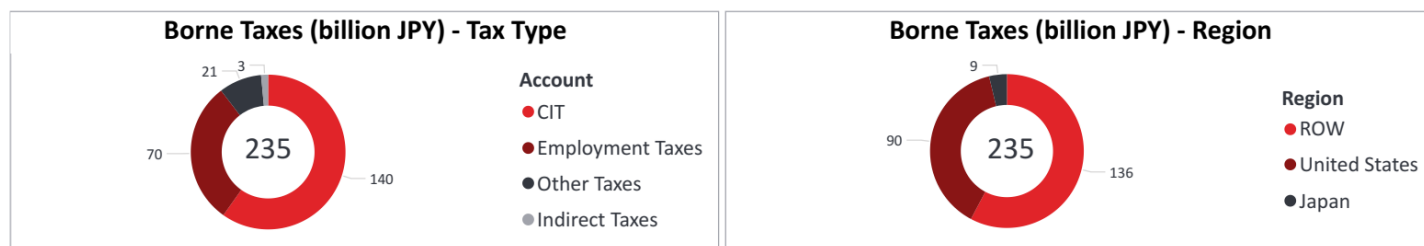


**Taxes Borne** by Takeda in FY2022 were approximately **282.3 billion JPY**. This amount is comprised of cash payments of corporate income taxes (CIT), employer share of payroll/wage taxes, unrecoverable indirect taxes (e.g. VAT), sales & use taxes, and other taxes primarily made up of property taxes for Takeda-owned facilities and US Branded Prescription Drug Fees.

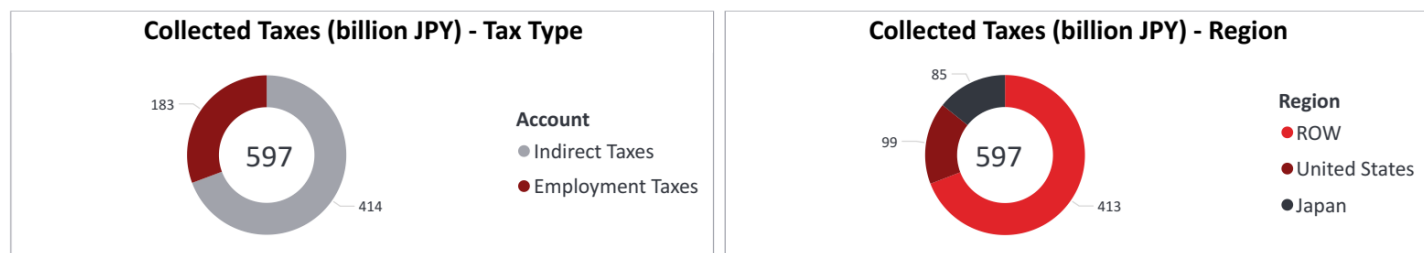


**Taxes Collected** by Takeda in FY2022 was approximately **679.1 billion JPY**. This amount is comprised of gross output VAT and employee payroll withholding taxes.

**FY2021 (Year-end March 31, 2022):** Takeda's Total Tax Contribution in FY2021 was approximately **832.1 billion JPY**.



**Taxes Borne** by Takeda in FY2021 were approximately **234.7 billion JPY**. This amount is comprised of cash payments of corporate income taxes (CIT), employer share of payroll/wage taxes, unrecoverable indirect taxes (e.g. VAT), sales & use taxes, and other taxes primarily made up of property taxes for Takeda-owned facilities and US Branded Prescription Drug Fees.



**Taxes Collected** by Takeda in FY2021 was approximately **597.4 billion JPY**. This amount is comprised of gross output VAT and employee payroll withholding taxes.