



# Epidemiology Data

May 2024

IMPORTANT NOTICE: For the purposes of this notice, “presentation” means this document, any oral presentation, any question and answer session and any written or oral material discussed or distributed by Takeda Pharmaceutical Company Limited (“**Takeda**”) regarding this presentation. This presentation (including any oral briefing and any question-and-answer in connection with it) is not intended to, and does not constitute, represent or form part of any offer, invitation or solicitation of any offer to purchase, otherwise acquire, subscribe for, exchange, sell or otherwise dispose of, any securities or the solicitation of any vote or approval in any jurisdiction. No shares or other securities are being offered to the public by means of this presentation. No offering of securities shall be made in the United States except pursuant to registration under the U.S. Securities Act of 1933, as amended, or an exemption therefrom. This presentation is being given (together with any further information which may be provided to the recipient) on the condition that it is for use by the recipient for information purposes only (and not for the evaluation of any investment, acquisition, disposal or any other transaction). Any failure to comply with these restrictions may constitute a violation of applicable securities laws.

The companies in which Takeda directly and indirectly owns investments are separate entities. In this presentation, “Takeda” is sometimes used for convenience where references are made to Takeda and its subsidiaries in general. Likewise, the words “we”, “us” and “our” are also used to refer to subsidiaries in general or to those who work for them. These expressions are also used where no useful purpose is served by identifying the particular company or companies.

The product names appearing in this document are trademarks or registered trademarks owned by Takeda, or their respective owners.

**Better Health, Brighter Future**

# OVERVIEW OF EPIDEMIOLOGY DATA



**ONCOLOGY**

A red pill-shaped button with rounded ends. On the left, there is a white circle containing a red icon of a central node connected to five smaller nodes. To the right of the icon, the word "ONCOLOGY" is written in white, bold, uppercase letters.

**GASTROENTEROLOGY (GI)**

A white pill-shaped button with rounded ends and a thin grey border. On the left, there is a red circle containing a red icon of a stylized human stomach and intestines. To the right of the icon, the text "GASTROENTEROLOGY (GI)" is written in black, bold, uppercase letters.

**RARE DISEASES**

A white pill-shaped button with rounded ends and a thin grey border. On the left, there is a red circle containing a red icon of a DNA double helix. To the right of the icon, the text "RARE DISEASES" is written in black, bold, uppercase letters.

# EPIDEMIOLOGY – NINLARO, ALUNBRIG, ADCETRIS, ICLUSIG & FRUZAQLA



Product	Indication	Total Global Eligible Population	Geographies included
	R/R 2L+ Multiple Myeloma	~105,000 <sup>1</sup>	Japan, US, EU5, China
	1L ALK+ NSCLC	~32,000 <sup>2</sup>	Japan, US, EU5, China
	HL – Front Line, ASCT Consolidation, 2L+; TCL - PTCL & R/R CTCL	~21,000 <sup>3</sup>	Japan, EU5, China
	CML, ALL	~7,000 <sup>4</sup>	US
	3L & 4L CRC	~14,600 <sup>5</sup>	US

2 | 1. R/R 2L+ MM label eligible patients; 2. ALK+ 1L treated patients; 3. CD30+ label eligible patients - regulatory approval includes Stage IV/ITT Front Line Patients and High Risk HL consolidation patients; 4. 2L+ CML and Ph+ ALL 5. 3L & 4L+ mCRC US only

Source: Takeda estimates. EU5 = France, Spain, Germany, Italy, UK

# OVERVIEW OF EPIDEMIOLOGY DATA



**ONCOLOGY**

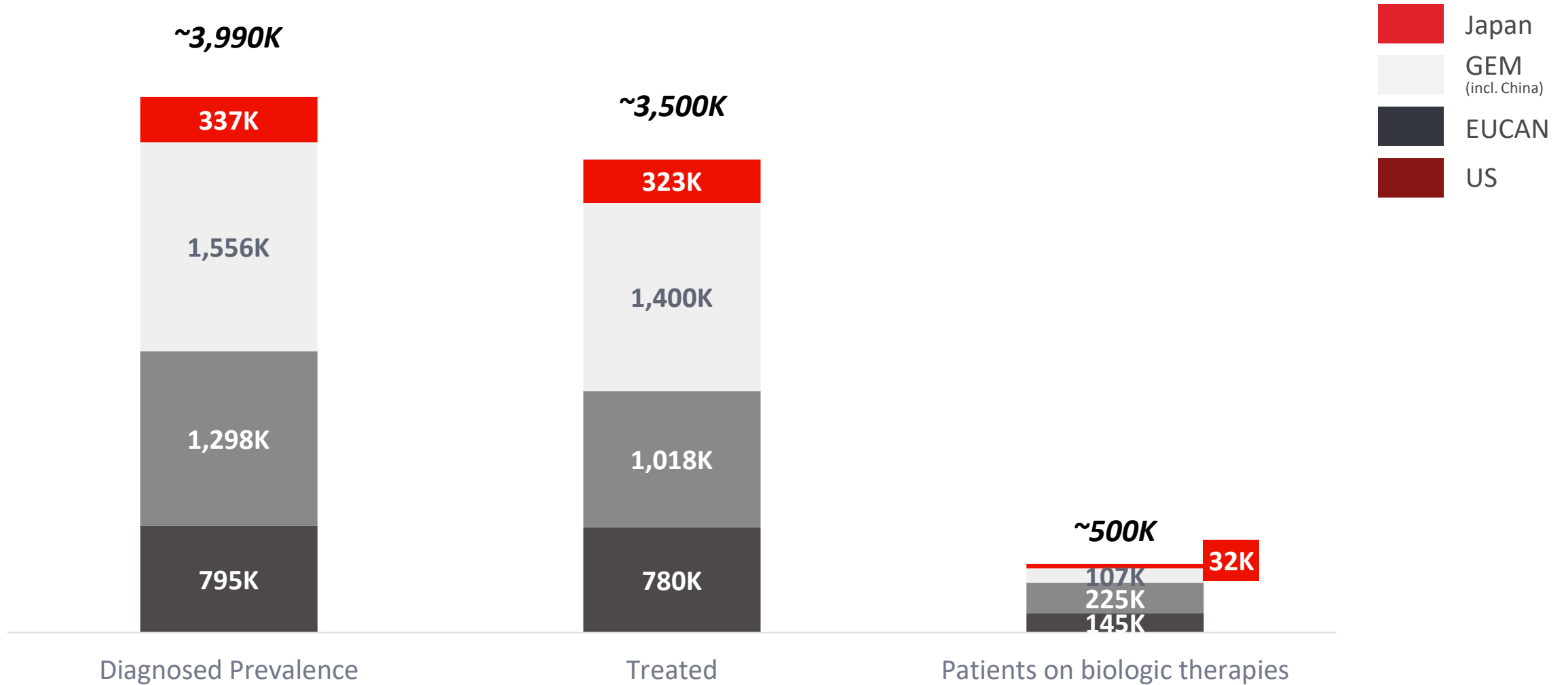


**GASTROENTEROLOGY (GI)**



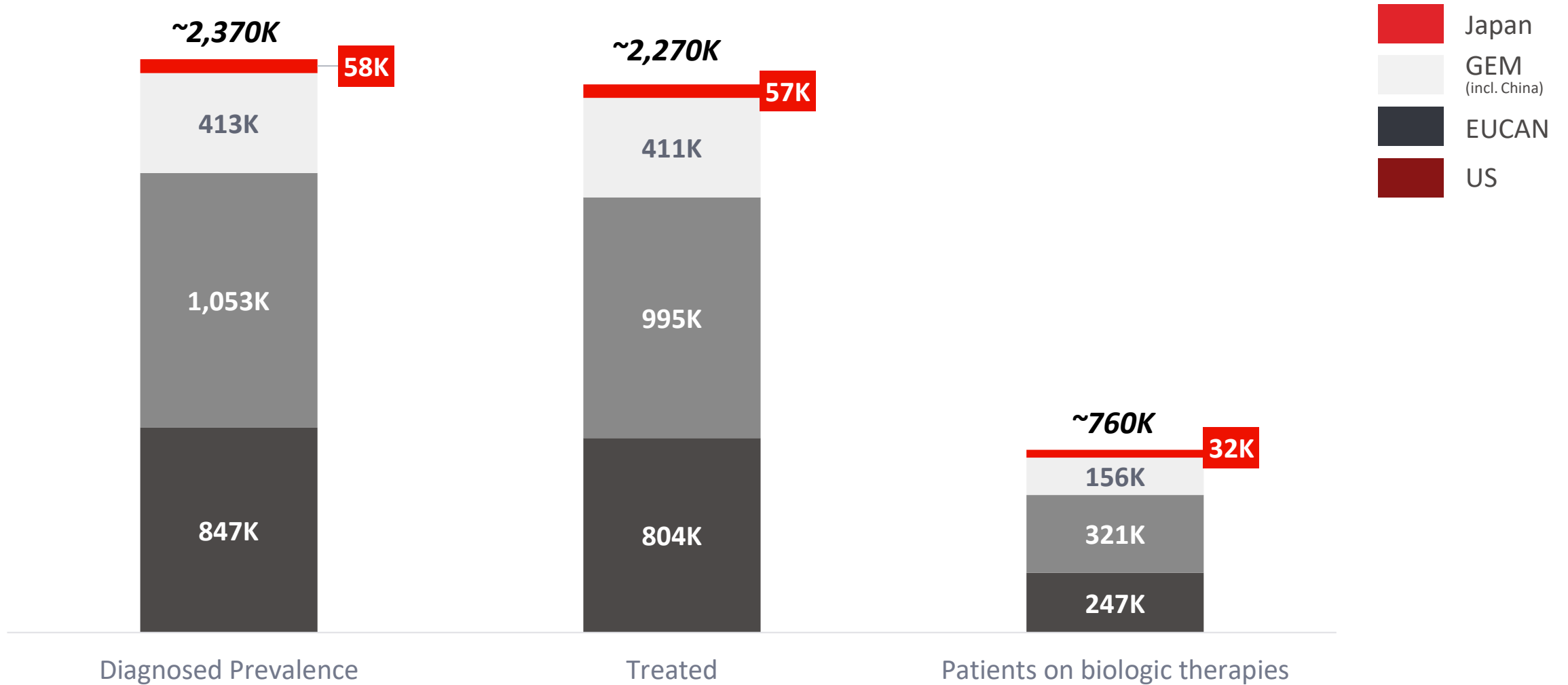
**RARE DISEASES**

# EPIDEMIOLOGY ULCERATIVE COLITIS (UC)



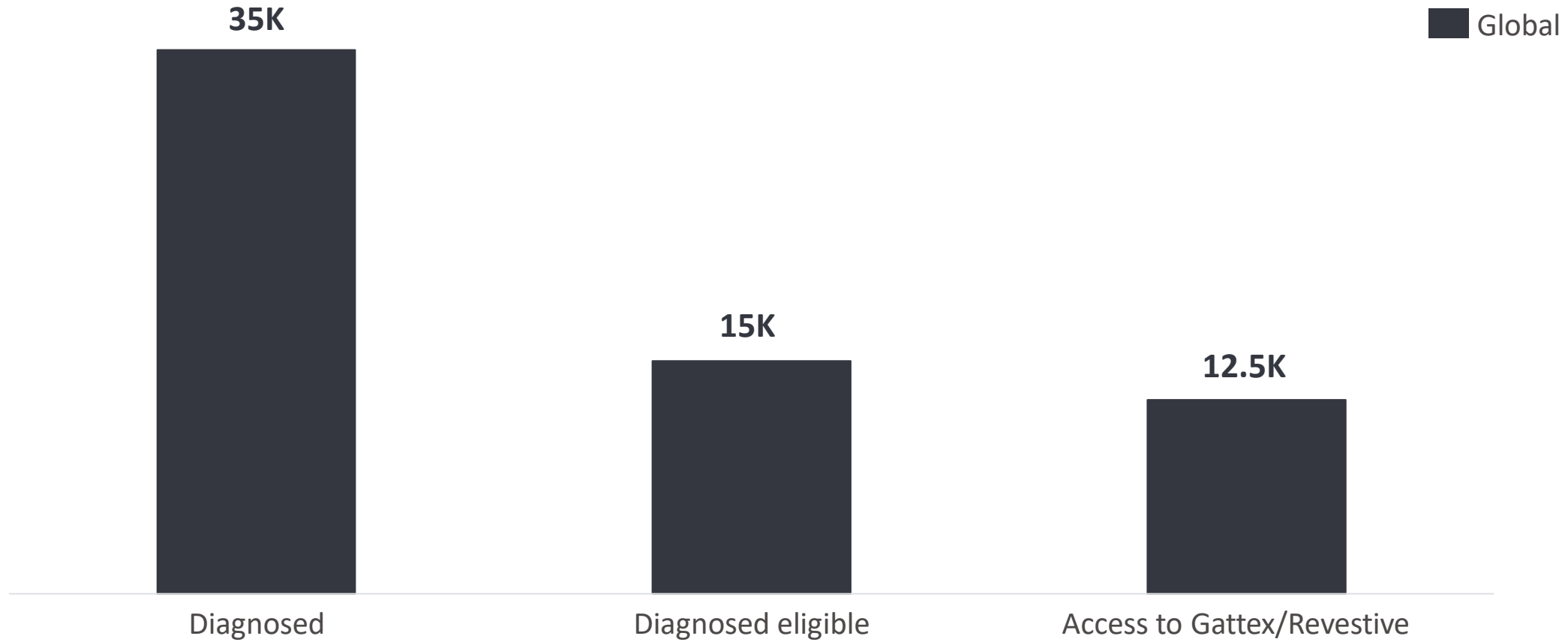
Source: Takeda estimate. Note: Numbers are rounded.

# EPIDEMIOLOGY CROHN'S DISEASE




Source: Takeda estimate. Note: Numbers are rounded.

# SHORT BOWEL SYNDROME



Source: Takeda estimate. Note: Numbers are rounded. Numbers include adult & pediatric

# EPIDEMIOLOGY EOSINOPHILIC ESOPHAGITIS



Source: Takeda estimate. Note: Numbers are rounded.



# OVERVIEW OF EPIDEMIOLOGY DATA



**ONCOLOGY**



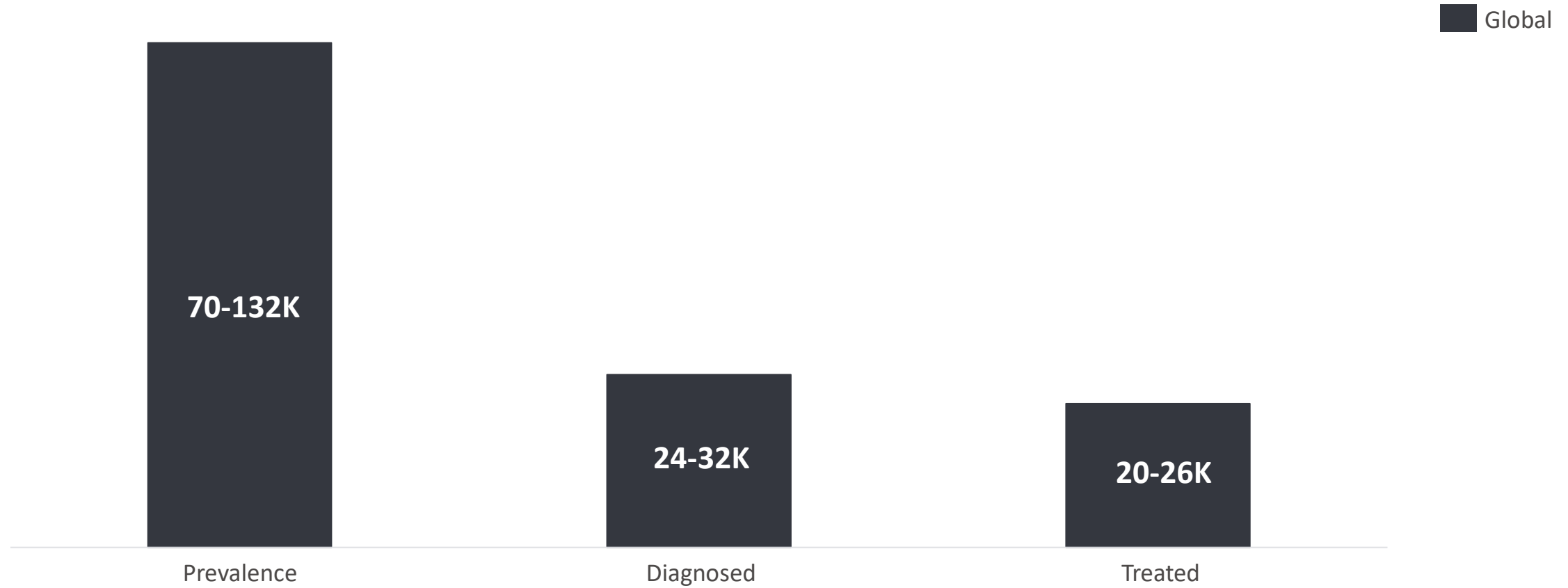
**GASTROENTEROLOGY (GI)**



**RARE DISEASES**

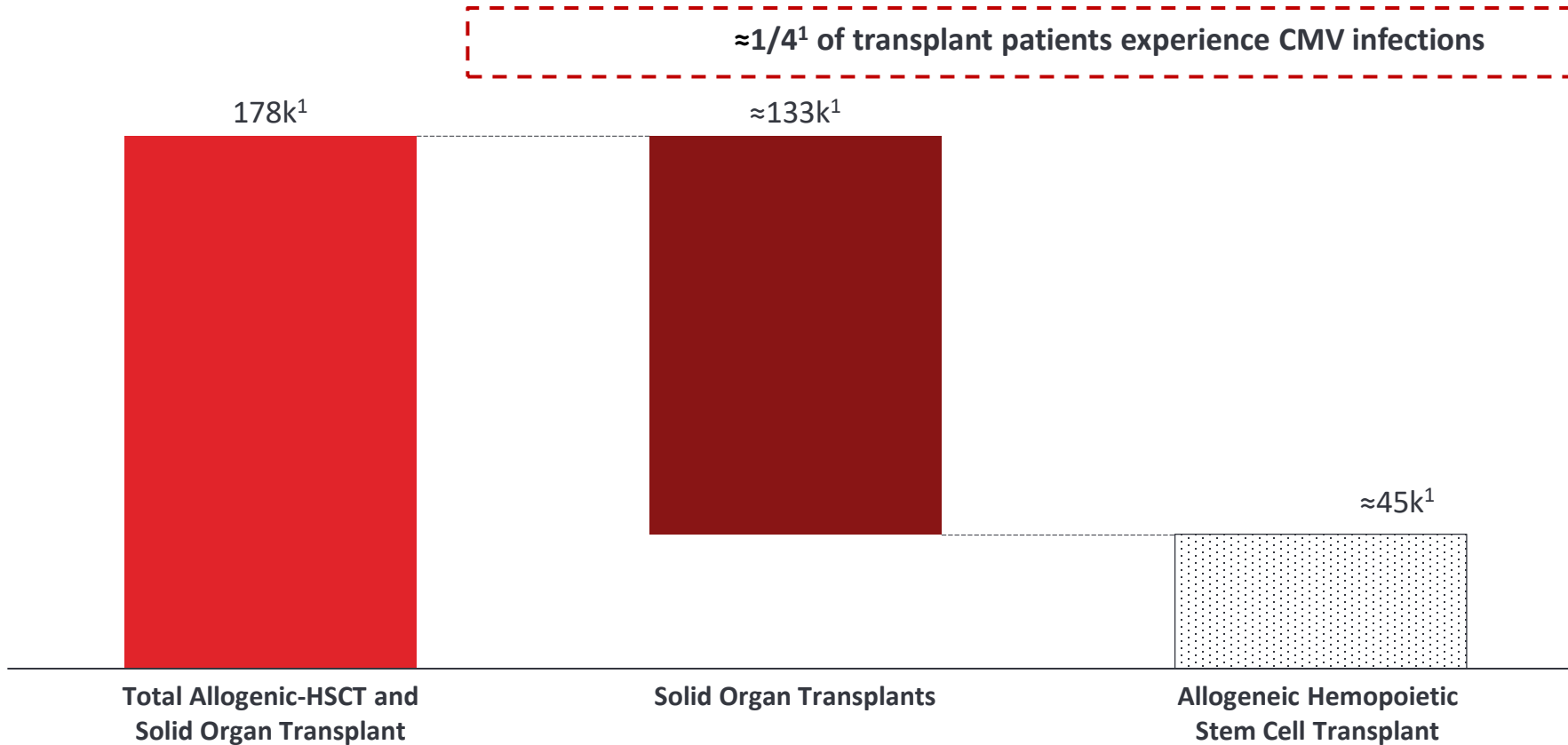
# EPIDEMIOLOGY HEREDITARY ANGIOEDEMA

TAKHZYRO<sup>™</sup>  
(lanadelumab-flyo) injection



Source: Takeda estimate. Note: Numbers are rounded.

# EPIDEMIOLOGY CYTOMEGALOVIRUS (CMV) INFECTION IN POST-TRANSPLANT



CMV infection in post-transplant patients are 100% diagnosed & treated

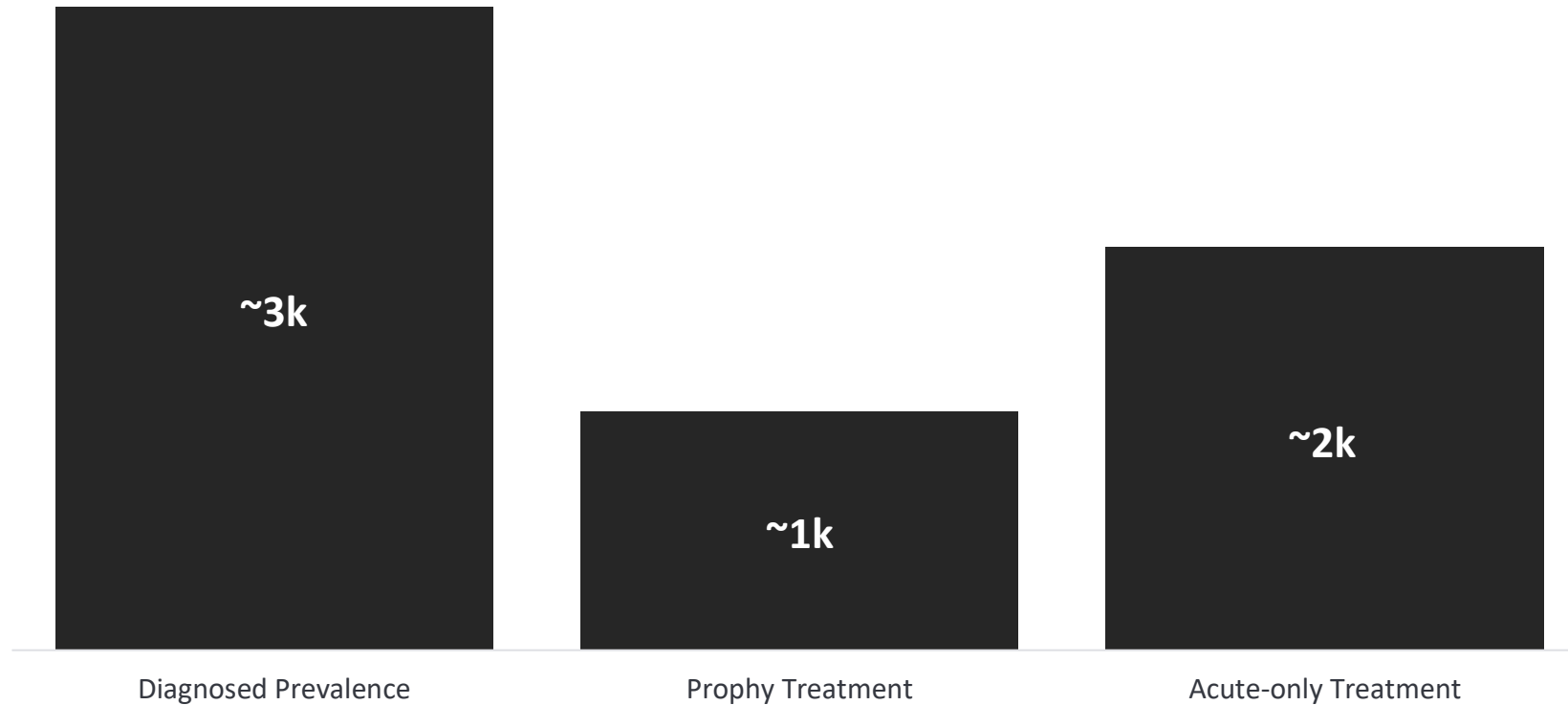
 Focus of LIVTENCITY

1) Epidemiology One Source of Truth, Last update: March 2023; covering 45 countries

Source: Takeda estimate. Note: Numbers are rounded.

### Diagnosed Prevalence

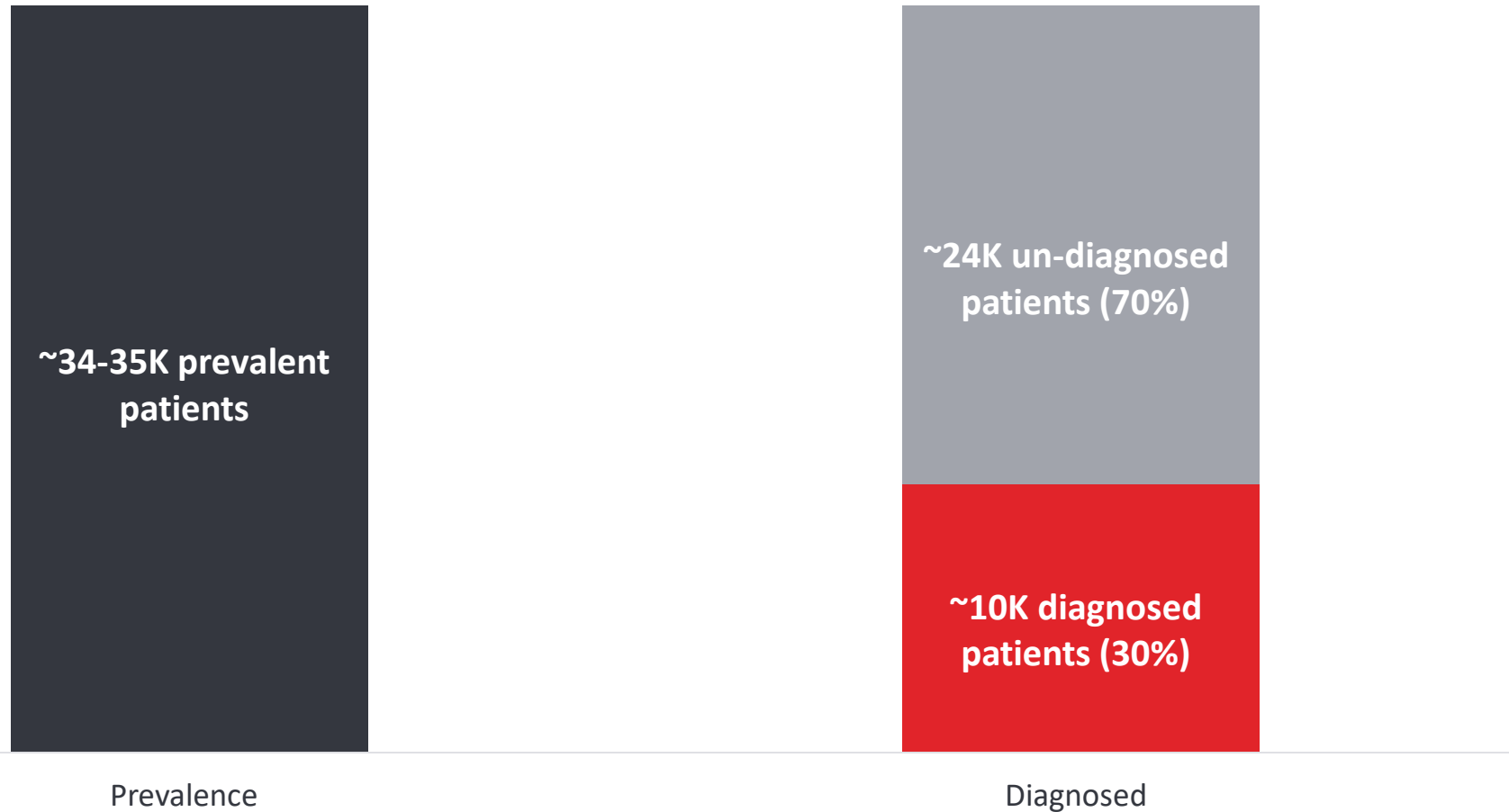
Diagnosed prevalence is ~1.5/million, but emerging data suggests true prevalence may be higher



Source: Takeda estimate. Note: Numbers are rounded.

# GAUCHER'S DISEASE: GLOBAL, CHINA/INDIA NOT INCLUDED

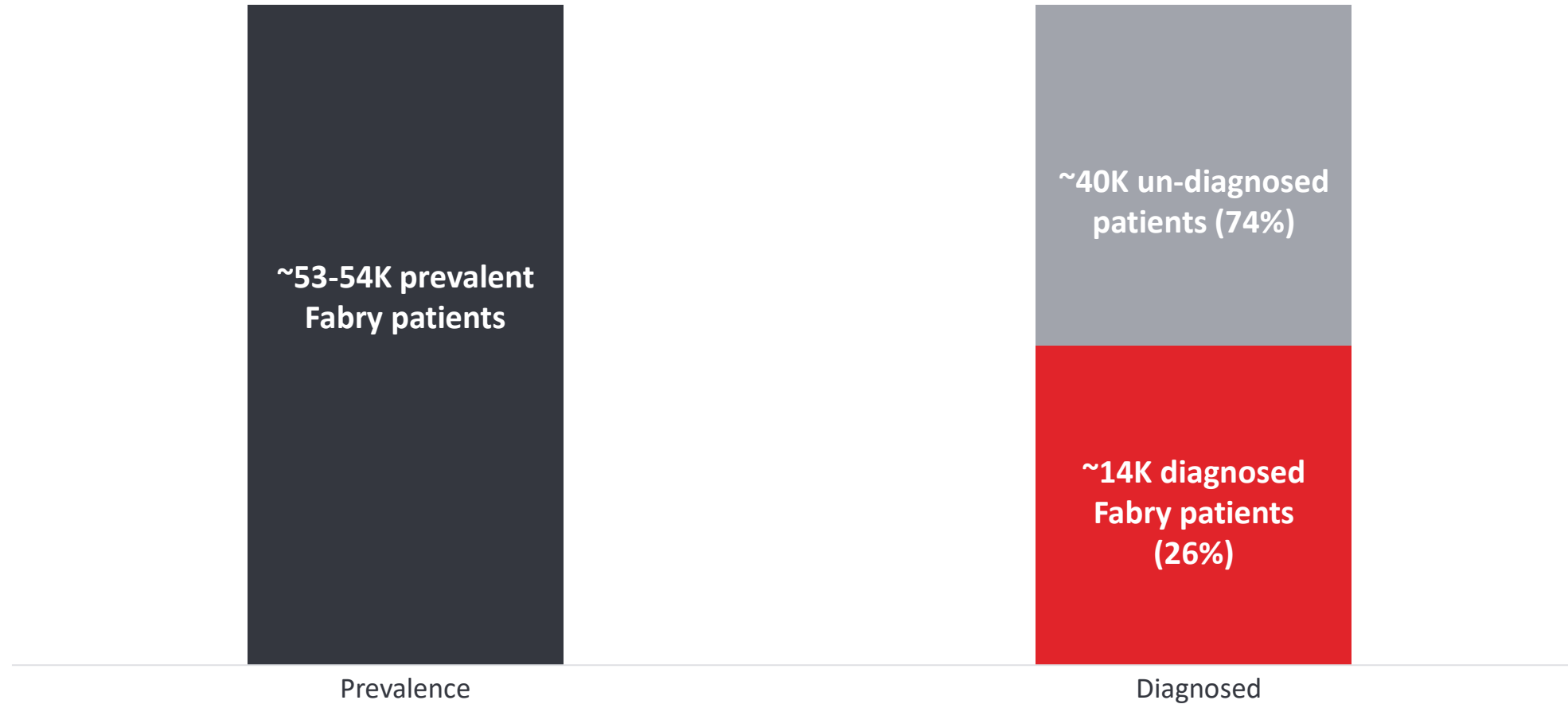
VPRIV<sup>®</sup>  
velagluconase alfa  
for injection



Source: Takeda estimate. Note: Numbers are rounded.

# FABRY'S DISEASE: EX-US REGION, CHINA/INDIA NOT INCLUDED

**REPLAGAL**<sup>®</sup>  
agalsidase alfa



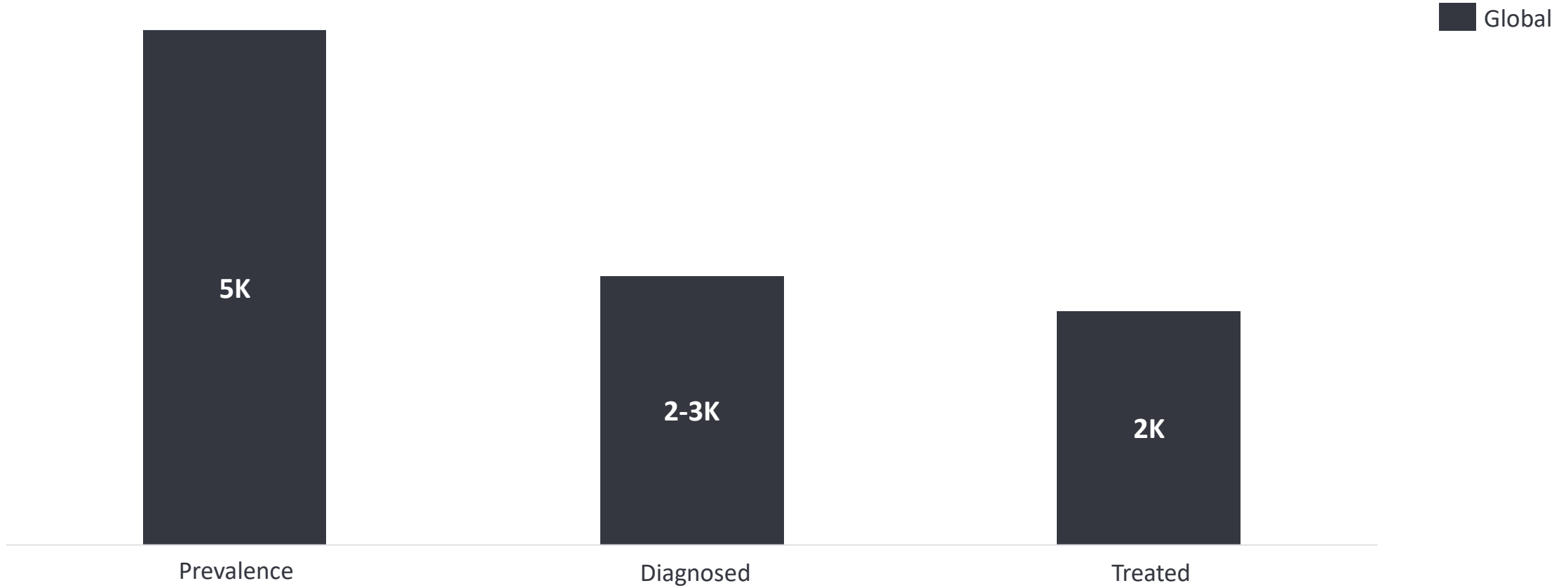
Source: Takeda estimate. Note: Numbers are rounded.

# HUNTER'S DISEASE: GLOBAL, INDIA/CHINA NOT INCLUDED

elaprase<sup>®</sup>  
(idursulfase)



MPS II Patients

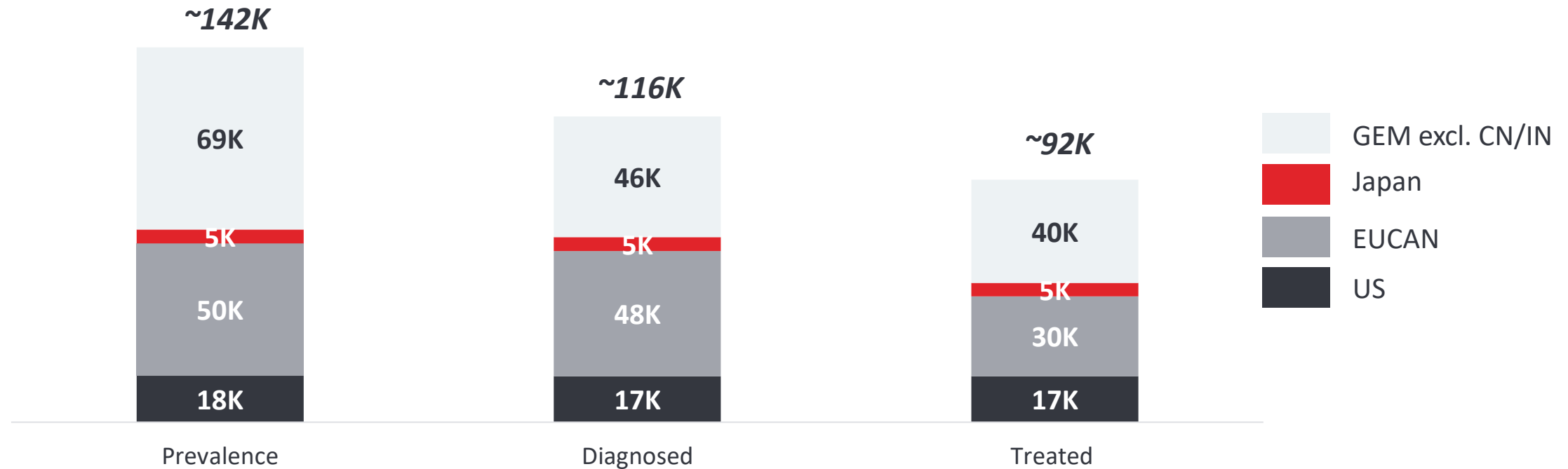


Source: Takeda estimate. Note: Numbers are rounded.

# HEMOPHILIA A



## Hemophilia A without inhibitors



Source: Takeda estimate. Note: Numbers are rounded.



Takeda Investor Relations: [takeda.ir.contact@takeda.com](mailto:takeda.ir.contact@takeda.com)



**Better Health, Brighter Future**

© 2024 Takeda Pharmaceutical Company Limited. All rights reserved.