

QRG

How to login to the ApexAnalytix

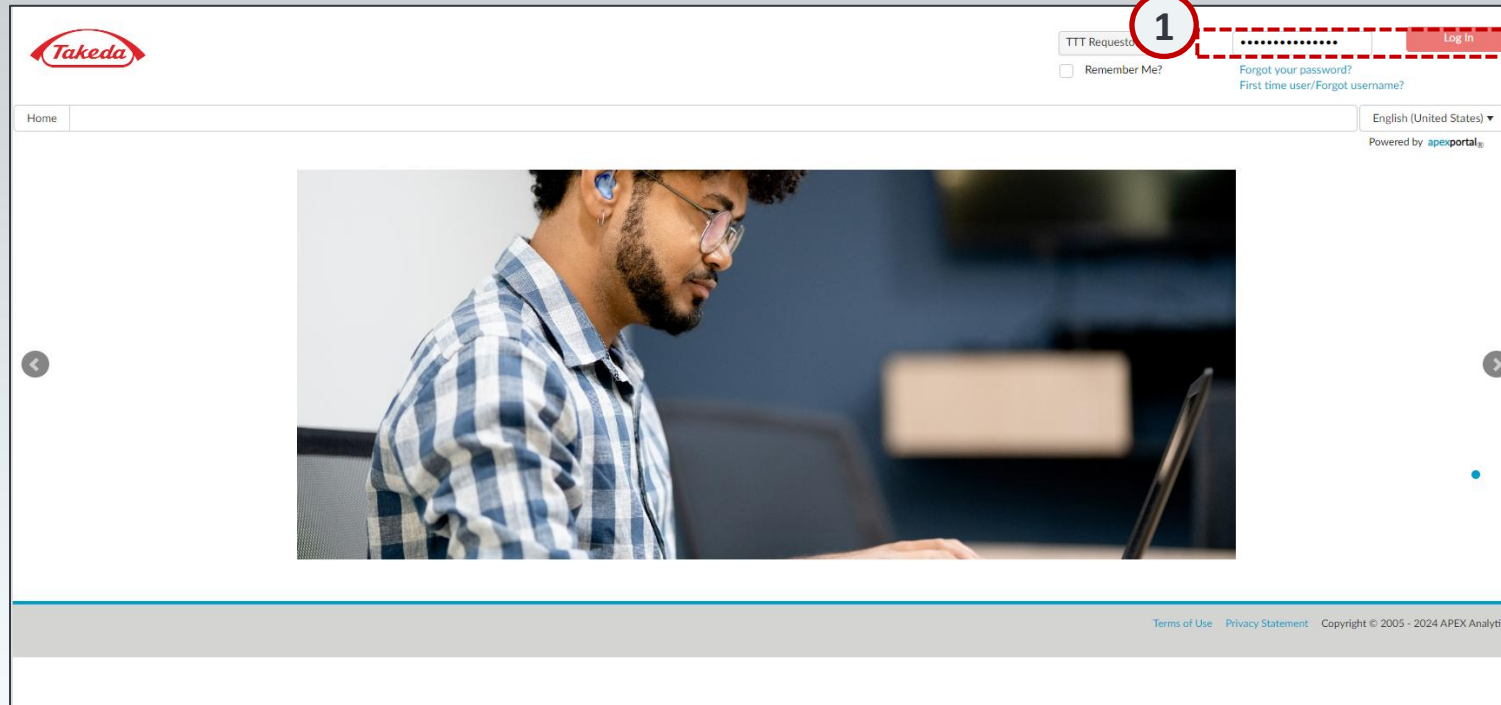


How to login to the ApexAnalytix tool?



1 Login

To access the Apex portal, go to [Takeda Supplier Management Portal \(takeda.apexportal.net\)](https://takeda.apexportal.net). Enter your Username and Password, then click "Log In" to enter the system. Each supplier will receive their credentials in the invitation email to register as Takeda supplier.



How to configure the Security Questions?




2

Step: 1

Please configure the Security Questions

You can change the question from the dropdown

What was your childhood nickname? ▼	Nickname *
What school did you attend for sixth grade? ▼	School *
What is your pets name? ▼	Pet *
In what city or town was your first job? ▼	City *
 What was the color of your first car? ▼	Color *

Submit

2

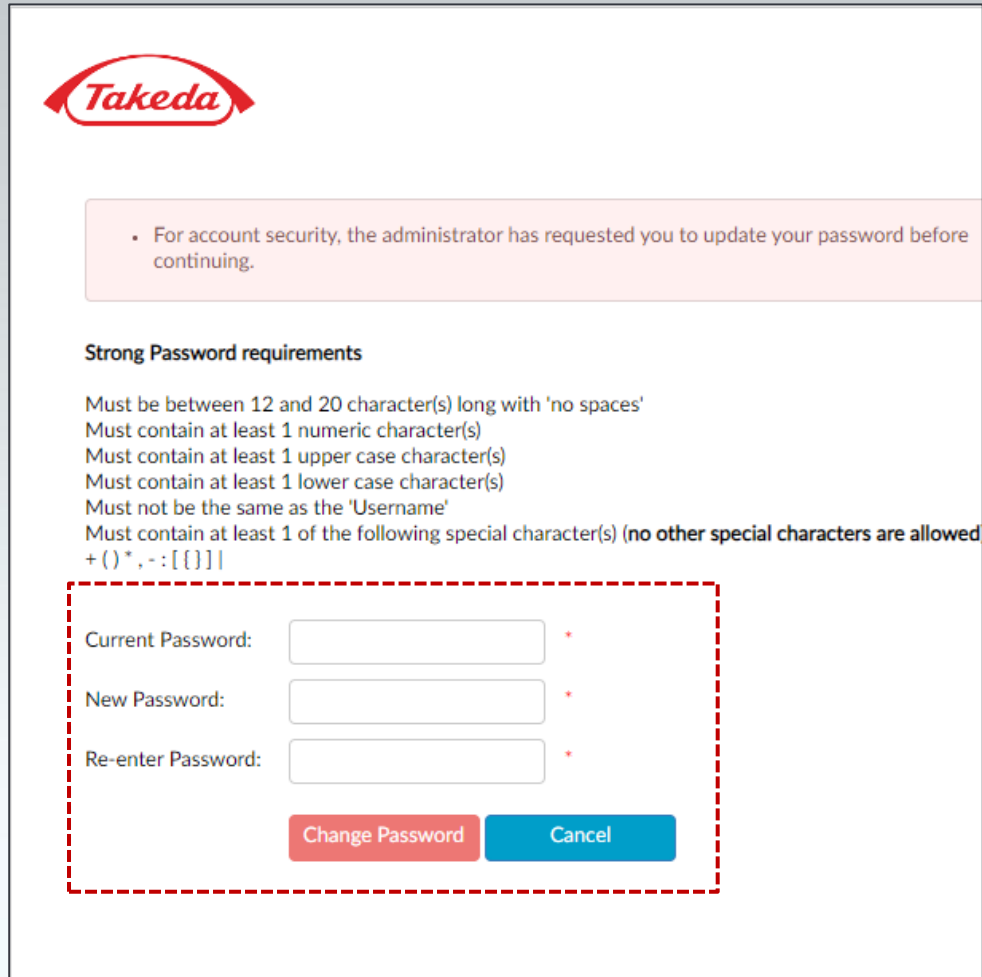
Security Questions

During your initial registration, you must answer all five security questions accurately. Once completed, select 'Submit' to save your responses.

How to change password?



3



The screenshot shows the Takeda Change Password interface. At the top is the Takeda logo. Below it is a pink notification box with a message from the administrator. Underneath is a section titled 'Strong Password requirements' with a list of criteria. At the bottom, a red dashed box highlights the input fields for 'Current Password', 'New Password', and 'Re-enter Password', each with a red asterisk. Below these fields are two buttons: 'Change Password' (red) and 'Cancel' (blue).

Takeda

• For account security, the administrator has requested you to update your password before continuing.

Strong Password requirements

- Must be between 12 and 20 character(s) long with 'no spaces'
- Must contain at least 1 numeric character(s)
- Must contain at least 1 upper case character(s)
- Must contain at least 1 lower case character(s)
- Must not be the same as the 'Username'
- Must contain at least 1 of the following special character(s) (no other special characters are allowed + () *, - : [{}])

Current Password: *

New Password: *

Re-enter Password: *

3

Change Password

At the outset of your registration, it's essential to change the initial password. Input the current password followed by your new password twice for verification. Pay attention to the password criteria shown on the screen. After ensuring accuracy, hit 'Submit' to secure your new password.

Thank you!

