









Clinical Trial Summary

July 2025

Overview of Clinical Trials



LCM ¹		NME ²		
GASTROINTESTINAL AND INFLAMMATION		ENTYVIO IV – Pediatric Crohn’s/UC	Zasocitinib – Plaque Psoriasis x2	TAK-227 – Active Celiac Disease
		ENTYVIO SC – Pediatric Crohn’s/UC	Zasocitinib – Plaque Psoriasis HtH	TAK-101 – Celiac Disease
		ENTYVIO IV – UC Combo Induction	Zasocitinib – Active Psoriatic Arthritis x2	TAK-004 – Nausea & Vomiting
		ENTYVIO IV – Crohn’s Combo Induction	Zasocitinib – Crohn’s Disease, UC	
		ENTYVIO IV – Optimal Treatment	Mezagitamab – ITP, IgAN	
		ADZYNMA – cTTP, iTTP	Fazirsiran – AATD Assoc. Liver Disease	
NEUROSCIENCE		Oveporexton – NT1 2x	TAK-341 – Multiple System Atrophy	
		TAK-360 – NT2, IH	TAK-594 – Frontotemporal Dementia	
ONCOLOGY		ICLUSIG – CML	Rusfertide – Polycythemia Vera	
		ICLUSIG – 1L Ph+ ALL	Elritercept – AA MDS, AA MF	
		NINLARO – In-class Transition (MM6)	TAK-168 – Solid Tumors	
		Mirvetuximab – PROC, PSOC		
OTHER RARE DISEASES		ADYNOVATE – Pediatric Hema, Hema China		
		VONVENDI – Pediatric vWD		
		LIVTENCITY – Pediatric CMV Infection Post Transplant		
PLASMA-DERIVED THERAPIES		HYQVIA – PID, CIDP/MMN Japan		
		TAK-881 – PID		
		TAK-330 - Prothromplex – DOAC Reversal		
		GLOVENIN-I – AE Japan		
VACCINES		QDENG A – Dengue Vaccine		

2 | 1. LCM: Life cycle management programs or marketed assets in development seeking new indications, new geographic expansions, fulfillment of regulatory requirements, new formulations/method of use, and/or enhancement in commercial/competitive profile.
 2. NME: New molecular entity

Overview of Clinical Trials



**GASTROINTESTINAL AND
INFLAMMATION**

3



OTHER RARE DISEASES

35



NEUROSCIENCE

21



PLASMA-DERIVED THERAPIES

39



ONCOLOGY

27



VACCINES

45

ENTYVIO (VEDOLIZUMAB): GUT-SELECTIVE ANTI- $\alpha 4\beta 7$ INTEGRIN MAB

GASTROINTESTINAL AND INFLAMMATION

Study	NCT04779320	NCT04779307
Indication	Crohn's disease in pediatric patients	Ulcerative colitis in pediatric patients
Phase	Phase III	Phase III
# of Patients	N = 120	N = 120
Target Patients	Pediatric patients with Crohn's disease between 2 to 17 years old at the time of randomization for Study NCT04779320	Pediatric patients with ulcerative colitis between 2 to 17 years old at the time of randomization for Study NCT04779307
Arms/ Intervention	Induction period: <ul style="list-style-type: none"> Subjects ≥ 30 kg will receive open-label vedolizumab, 300 mg IV Subjects >15 to <30kg open-label vedolizumab, 200 mg IV Subjects 10 to 15 kg open-label vedolizumab 150 mg IV Maintenance period: <ul style="list-style-type: none"> ≥ 30 kg weight cohort): Vedolizumab IV 300 mg or 150 mg (Q8W) >15 <30 kg weight cohort: Vedolizumab IV 200 mg or 100 mg (Q8W) 10 to 15 kg weight cohort: Vedolizumab IV 150 mg or 100 mg (Q8W) 	Induction period: <ul style="list-style-type: none"> Subjects ≥ 30 kg will receive open-label vedolizumab, 300 mg IV Subjects >15 to <30kg open-label vedolizumab, 200 mg IV Subjects 10 to 15 kg open-label vedolizumab 150 mg IV Maintenance period: <ul style="list-style-type: none"> ≥ 30 kg weight cohort): Vedolizumab IV 300 mg or 150 mg (Q8W) >15 <30 kg weight cohort: Vedolizumab IV 200 mg or 100 mg (Q8W) 10 to 15 kg weight cohort: Vedolizumab IV 150 mg or 100 mg (Q8W)
Primary endpoint and key secondary endpoint(s)	Primary: <ul style="list-style-type: none"> Co-primary 1 (based on PCDAI): Clinical remission at Week 54 Co-primary 2 : Endoscopic response at Week 54 Secondary: <ul style="list-style-type: none"> Clinical and endoscopic remission at Week 14 Clinical and endoscopic remission at Week 54 Sustained clinical and endoscopic remission at Week 54 Corticosteroid-free remission at Week 54 PK/AVA 	Primary: <ul style="list-style-type: none"> Clinical remission at Week 54, based on the modified Mayo score Secondary: <ul style="list-style-type: none"> Clinical remission at Week 14 Sustained clinical remission at Week 54 Sustained endoscopic remission Endoscopic response at Week 14 and at Week 54 Corticosteroid-free clinical remission at Week 54 PK/AVA
Study start date	April 2022	October 2021

ENTYVIO (VEDOLIZUMAB):
GUT-SELECTIVE ANTI- $\alpha 4 \beta 7$ INTEGRIN MAB

GASTROINTESTINAL AND INFLAMMATION

Study	NCT06100289
Indication	Ulcerative colitis or Crohn’s Disease in pediatric patients
Phase	Phase III
# of Patients	N = 70
Target Patients	Pediatric patients with ulcerative colitis between 2 to 17 years old inclusive at the time of maintenance for Study NCT06100289
Arms/ Intervention	<p>Induction period:</p> <ul style="list-style-type: none">• Participants ≥30 kilograms (kg), Vedolizumab IV (High Dose)• Participants >15 to <30 kg, Vedolizumab IV (Medium Dose)• Participants ≥10 to ≤15 kg, Vedolizumab IV (Low Dose) <p>Maintenance period:</p> <ul style="list-style-type: none">• Participants ≥30 kg, Vedolizumab 108 mg SC once every 2 weeks (Q2W)• Participants ≥10 to <30 kg, Vedolizumab 108 mg SC once every 4 weeks (Q4W)
Primary endpoint and key secondary endpoint(s)	<p>Primary:</p> <ul style="list-style-type: none">• Ctrough,ss: Steady-state Median Observed Plasma Concentration at the End of a Dosing Interval for Vedolizumab at Week 34• Cavg,ss: Average Serum Concentration at Steady-state for Vedolizumab at Week 34 <p>Secondary:</p> <ul style="list-style-type: none">• Percentage of Participants with Positive Anti-Vedolizumab Antibody (AVA)• Percentage of Participants with Positive Neutralizing AVA
Study start date	February 2025

ENTYVIO (VEDOLIZUMAB): GUT-SELECTIVE ANTI- $\alpha4\beta7$ INTEGRIN MAB

Study	NCT06095128	NCT04259138 ¹
Indication	Ulcerative colitis (UC)	Ulcerative Colitis (UC)
Phase	Phase IV ExiGem	Phase IV VERDICT
# of Patients	N = 65	N = 660
Target Patients	Adult (18 to 65) patients with moderate to severely active ulcerative colitis who have failed no more than 2 TNF antagonists.	Moderately to severely active UC
Arms/ Intervention	<p>Vedolizumab (IV) 300 mg + Tofacitinib (PO) 10 mg</p> <ul style="list-style-type: none">Participants will receive Vedolizumab 300 mg , intravenous (IV) infusion, at Week 0, Week 2 and Week 6 along with Tofacitinib 10 mg, tablets, orally, twice daily from Week 0 to Week 8.Participants with clinical response at Week 8 will transition to receive vedolizumab 300 mg IV infusion every 8 weeks (Q8W) through Week 46.	<p>Participants will be randomized to 1 of 3 groups, each with a different treatment target. Treatment targets will be defined as:</p> <p>Group 1: corticosteroid-free symptomatic remission</p> <p>Group 2: corticosteroid-free endoscopic + symptomatic remission</p> <p>Group 3: corticosteroid-free histological + endoscopic + symptomatic remission</p> <p>Participants will be assigned a treatment algorithm (A,B, or C) based on their existing UC treatment at the time of entry.</p> <p>Treatment algorithms may include the use of vedolizumab.</p>
Primary endpoint and key secondary endpoint(s)	<p>Percentage of Participants Achieving Clinical Remission at Week 8 Based on Complete Mayo Score</p> <ul style="list-style-type: none">Clinical remission based on complete Mayo Score is where a participant achieves complete Mayo Score ≤ 2 points with no individual subscore >1 at Week 8.	<p>Difference in Time to UC-related Complication Between Treatment Target Groups 1 and 3</p> <p>(Time Frame: From the date of treatment target achievement until the date of first UC-related complication until end of study (Week 96), whichever came first)</p>
Study start date	January 2024	September 2020

ENTYVIO (VEDOLIZUMAB): GUT-SELECTIVE ANTI- $\alpha4\beta7$ INTEGRIN MAB

Study	NCT06045754
Indication	Crohn’s disease (CD)
Phase	Phase IV EXPLORER 2.0
# of Patients	N = 150
Target Patients	Adults (18 to 65) with moderate to severe Crohn's disease who have experienced inadequate response, loss of response or intolerance to either one prior interleukin [IL] antagonist (Cohort 1) or tumor necrosis factor inhibitor [TNFi] (Cohort 2).
Arms/Intervention	<p>Part A, Cohort 1: Vedolizumab + Adalimumab</p> <ul style="list-style-type: none">Participants will receive vedolizumab IV 300 mg, at Weeks 0, 2, and 6, then every 8 weeks (Q8W) until Week 22 and adalimumab SC 160, 80, and 40 mg at Weeks 0, 2, and 4, respectively, then 40 mg every 2 weeks (Q2W) until Week 26. <p>Part A, Cohort 2: Vedolizumab + Ustekinumab</p> <ul style="list-style-type: none">Participants will receive vedolizumab IV 300 mg, at Weeks 0, 2, and 6, then Q8W until Week 22 and ustekinumab IV 520, 390, or 260 mg (weight-based), then SC 90 mg 8 weeks after initial IV dose, then Q8W until Week 24. <p>Part B: Vedolizumab Monotherapy</p> <ul style="list-style-type: none">Participants who achieve clinical remission in Part A will receive vedolizumab IV 300 mg monotherapy, Q8W from Week 30 until Week 46.
Primary endpoints	<p>Part A: Percentage of Participants Achieving Clinical Remission Based on the Crohn's Disease Activity Index (CDAI) at Week 26</p> <ul style="list-style-type: none">Clinical remission is defined as a CDAI score of ≤ 150 points. <p>Part B: Percentage of Participants in Clinical Remission Based on the CDAI at Week 52</p> <ul style="list-style-type: none">Clinical remission is defined as a CDAI score of ≤ 150 points.
Study start date	April 2024

ENTYVIO (VEDOLIZUMAB):

GUT-SELECTIVE ANTI- $\alpha4\beta7$ INTEGRIN MAB

Study	NCT06227910
Indication	Crohn’s Disease (CD)
Phase	Phase IIIb VICTRIVA
# of Patients	N = 396
Target Patients	The participant has a confirmed diagnosis of moderately to severely active CD
Arms/Intervention	<div>1. Experimental: Induction Period: Vedolizumab + Upadacitinib: Participants will receive vedolizumab 300 mg intravenous (IV) infusion at Weeks 0, 2, 6 and 10 along with upadacitinib 45 mg, orally, once daily (QD) during the 12-week Induction Period.</div> <div>2. Placebo Comparator: Induction Period: Vedolizumab +Placebo: Participants will receive vedolizumab IV 300 mg infusion, at Weeks 0, 2, 6 and 10 along with upadacitinib matched placebo, orally, QD during the 12-week Induction Period.</div> <div>3. Experimental: Maintenance Period: Vedolizumab Monotherapy: Participants who achieve a CDAI reduction of ≥ 70 points from baseline at Week 12 will receive vedolizumab 300 mg IV infusion (monotherapy) every 8 weeks (Q8W) during the 40-week Maintenance Period. The Q8W vedolizumab monotherapy may be escalated to Q4W as per protocol-specified criteria.</div>
Primary endpoint and key secondary endpoint(s)	<div>1. To evaluate whether dual targeted therapy (DTT, vedolizumab and upadacitinib) during induction improves clinical and endoscopic outcomes by Week 12, compared with vedolizumab monotherapy, in participants with moderately to severely active CD.</div> <div>2. To evaluate further the short-term clinical and endoscopic benefits of DTT during induction, compared with vedolizumab monotherapy, in participants with moderately to severely active CD.</div>
Study start date	January 2025

ENTYVIO (VEDOLIZUMAB): GUT-SELECTIVE ANTI- $\alpha4\beta7$ INTEGRIN MAB

Study	NCT06249555	NCT06257706
Indication	Crohn’s Disease (CD)	Crohn’s Disease (CD)
Phase	Phase IV VOICE	Phase IV VECTORS
# of Patients	N = 300 (estimated)	N = 304 (estimated)
Target Patients	Participant is an adult 18 years of age or older with confirmed CD, as per standard clinical criteria which may include symptoms, endoscopy, histopathology, and imaging.	Adults aged 18 to 80 years with Moderately-to-severely active CD at baseline defined by a CDAI score of 220 to 450 inclusive and SES-CD, excl. the presence of narrowing component, ≥ 6 (or ≥ 4 for participants with isolated ileal disease)
Arms/ Intervention	<p>Two arm study:</p> <ul style="list-style-type: none">Group one will include participants who will be starting Vedolizumab as part of routine care. Dose, frequency and duration are not mandated as part of the study and are determined by the health care provider.Group two will include participants who will be starting an IL-23 antagonist as part of routine care. Dose, frequency and duration are not mandated as part of the study and are determined by the health care provider.	<p>Group 1 will be treated over 48 weeks to achieve a target of corticosteroid-free IUS-based outcomes + clinical remission + biomarker remission. At Week 22 and 30, the IUS-based component of the target will be IUS response and at Week 38, the final treatment target will be TMH.</p> <p>Group 2 will be treated over 48 weeks to achieve a target of corticosteroid-free clinical remission + biomarker remission.</p> <p>Intervention: All participants will begin a vedolizumab induction regimen of 300 mg IV at Weeks 0, 2, 6, and 10 followed by vedolizumab 300 mg IV every 8 weeks starting at Week 14. Treatment may be modified at Weeks 22, 30, and/or 38 based on the results of the target assessment at each of these time points.</p>
Primary endpoint and key secondary endpoint(s)	Time to meaningful clinical improvement in pain interference, defined as a ≥ 2 -point decrease in the PROMIS Pain Interference-SF T-score	Percentage of participants with Corticosteroid-free Endoscopic remission in group 1 and group 2 at week 48
Study start date	March 2024	August 2024

ENTYVIO (VEDOLIZUMAB)

GASTROINTESTINAL AND INFLAMMATION

GUT-SELECTIVE ANTI- $\alpha 4 \beta 7$ INTEGRIN MAB

Study	NCT06581328
Indication	Inflammatory Bowel Disease (Crohn’s Disease & Ulcerative Colitis)
Phase	Phase IV PANORAMA
# of Patients	N = 400 (200 CD; 200 UC)
Target Patients	Adult patients with moderate to severely active CD or UC treated in the community setting
Intervention	<u>CD & UC Cohorts</u> : 300 mg vedolizumab IV at Week 0 and Week 2. Following the first 2 vedolizumab IV doses, participant may be switched to vedolizumab SC injection at Week 6 starting at 108 mg administered every 2 weeks. As appropriate, the treating HCP may give an additional dose of vedolizumab IV at Week 6 with mandatory transition by Week 14
Primary endpoint and key secondary endpoint(s)	Primary (CD & UC): <ul style="list-style-type: none">Proportion of participants with PRO-2 remission at Week 14. Key Secondary: <ul style="list-style-type: none">CD & UC: Proportion of participants with PRO-2 remission at Week 6 and 52.CD & UC: Proportion of participants in clinical response at Weeks 6, 14, and 52.CD & UC: Proportion of participants achieving endoscopic remission at Week 52.CD & UC: Proportion of participants with clinical remission at Weeks 6, 14, and 52.CD & UC: Proportion of participants with clinical remission at Week 52, among those who achieved clinical remission at Week 6.CD & UC: Proportion of participants with clinical remission at Week 52, among those who achieved clinical remission at Week 14.CD & UC: Change in CRP levels from baseline to Weeks 6, 14, 26 and 52.CD & UC: Change in fecal calprotectin concentrations from baseline to Week 6, 14 and 52CD: Proportion of participants with endoscopic response at Week 52.UC: Proportion of participants with improvement of endoscopic appearance of the mucosa at Week 52.
Study start date	March 2025

ADZYNMA (TAK-755):

GASTROINTESTINAL AND INFLAMMATION

REPLACEMENT OF THE DEFICIENT ADAMTS13 ENZYME

Study	NCT03393975	NCT05714969
Indication	Congenital Thrombotic Thrombocytopenic Purpura (cTTP)	Immune Thrombotic Thrombocytopenic Purpura (iTTP)
Phase	Phase III	Phase IIb
# of Patients	N = up to 68	N = 40
Target Patients	Patients diagnosed with severe cTTP in prophylactic and on-demand treatment	Adult patients diagnosed with iTTP experiencing an acute event
Arms/Intervention	<p>Prophylaxis Treatment Cohort: 6 + 6 months cross over of TAK-755 vs SoC followed by 6 months TAK-755 extension</p> <ul style="list-style-type: none"> • Arm 1: TAK-755 followed by SOC • Arm 2: SOC followed by TAK-755 <p>(Patients are also eligible to enter the prophylaxis study upon completion of acute treatment)</p>	<ul style="list-style-type: none"> • Acute Phase: <ul style="list-style-type: none"> • Arm 1: TAK-755 40 IU/kg BID • Arm 2: TAK-755 80 IU/kg BID • Post-acute Phase: <ul style="list-style-type: none"> • 80 IU/kg 2-3x weekly (3 – 6-week duration)
Primary endpoint and key secondary endpoint(s)	<p>Primary:</p> <ul style="list-style-type: none"> • Incidence of acute TTP episodes in subjects receiving prophylactic treatment with either TAK-755 or SoC. 	<p>Primary:</p> <ul style="list-style-type: none"> • Incidence of adverse events, serious adverse events, and adverse events of special interest. <p>Secondary:</p> <ul style="list-style-type: none"> • Achievement of clinical response without on-study plasma exchange.
Study start date	October 2017	March 2023

ZASOCITINIB (TAK-279): TYK2 – INHIBITOR, ORAL

Study	NCT06088043	NCT06108544
Indication	Moderate-to-Severe Plaque Psoriasis	Moderate-to-Severe Plaque Psoriasis
Phase	Phase III <i>LATITUDE PSORIASIS</i>	Phase III <i>LATITUDE PSORIASIS</i>
# of Patients	N = 600	N = 1000
Target Patients	Patients with moderate-to-severe plaque psoriasis	Patients with moderate-to-severe plaque psoriasis
Arms/Intervention	<ul style="list-style-type: none">• Arm 1: TAK-279 tablet for oral administration• Arm 2: Apremilast for oral administration• Arm 3: Matching placebo	<ul style="list-style-type: none">• Arm 1: TAK-279 tablet for oral administration• Arm 2: Apremilast for oral administration• Arm 3: Matching placebo incl. withdrawal and re-treatment period
Primary and Secondary Objective(s)	<p>Primary Objective:</p> <ul style="list-style-type: none">• Evaluate efficacy of TAK-279 orally administered for 16 wks, compared to placebo <p>Secondary Efficacy Objectives:</p> <ul style="list-style-type: none">• Evaluate whether TAK-279 orally administered for 16 wks is superior to placebo• Evaluate whether TAK-279 orally administered is superior to apremilast after 16, 24, and 52 weeks of treatment with TAK-279 or apremilast <p>Secondary Safety Objective:</p> <ul style="list-style-type: none">• Evaluate safety and tolerability of TAK-279 orally administered when compared to placebo and apremilast	<p>Primary Objective:</p> <ul style="list-style-type: none">• Evaluate efficacy of TAK-279 orally administered for 16 wks, compared to placebo <p>Secondary Efficacy Objectives:</p> <ul style="list-style-type: none">• Evaluate whether TAK-279 orally administered for 16 wks is superior to placebo• Evaluate whether TAK-279 orally administered is superior to apremilast after 16 and 24 wks of treatment with TAK-279 or apremilast• Evaluate maintenance and durability of efficacy of TAK-279 during withdrawal and re-treatment period <p>Secondary Safety Objective:</p> <ul style="list-style-type: none">• Evaluate safety and tolerability of TAK-279 orally administered when compared to placebo and apremilast• Evaluate safety of retreatment after withdrawal

ZASOCITINIB (TAK-279): TYK2 – INHIBITOR, ORAL

Study	NCT06973291
Indication	Moderate-to-Severe Plaque Psoriasis
Phase	Phase III
# of Patients	N = 600
Target Patients	Patients with moderate-to-severe plaque psoriasis
Arms/Intervention	<ul style="list-style-type: none">• Arm 1: TAK-279 tablet for oral administration• Arm 2: Deucravacitinib for oral administration• Arm 3: Matching placebo
Primary and Secondary Objective(s)	<p>Primary objective:</p> <ul style="list-style-type: none">• To evaluate whether zasocitinib 30 mg orally administered QD for 16 weeks is superior in efficacy to deucravacitinib 6 mg QD <p>Key Secondary Objectives:</p> <ul style="list-style-type: none">• To further evaluate whether zasocitinib 30 mg orally administered QD for 16 weeks is superior in efficacy to deucravacitinib 6 mg QD• To evaluate the efficacy of zasocitinib 30 mg orally administered QD over time, compared to deucravacitinib 6 mg QD <p>Safety Objective</p> <ul style="list-style-type: none">• To assess the safety and tolerability of zasocitinib 30 mg orally administered QD when compared to deucravacitinib 6 mg QD.
Study start date	July 2025

ZASOCITINIB (TAK-279): TYK2 – INHIBITOR, ORAL

Study	NCT06671483	NCT06671496
Indication	Psoriatic Arthritis	Psoriatic Arthritis
Phase	Phase III <i>LATITUDE - PsA</i>	Phase III <i>LATITUDE - PsA</i>
# of Patients	N = 1088	N = 600
Target Patients	Active psoriatic arthritis	Active psoriatic arthritis
Arms/Intervention	<ul style="list-style-type: none">• Arm 1: TAK-279 Dose 1 for oral administration• Arm 2: TAK-279 Dose 2 for oral administration• Arm 3: Active comparator• Arm 4: Matching placebo	<ul style="list-style-type: none">• Arm 1: TAK-279 Dose 1 for oral administration• Arm 2: TAK-279 Dose 2 for oral administration• Arm 3: Matching placebo
Primary and secondary objective(s)	<p>Primary:</p> <ul style="list-style-type: none">• To evaluate the efficacy of zasocitinib (15 mg or 30 mg) compared with placebo in subjects with active PsA. <p>Secondary:</p> <ul style="list-style-type: none">• To evaluate the efficacy of zasocitinib compared with placebo on the broader signs, symptoms, and impact of disease in subjects with active PsA.• To evaluate the effect of zasocitinib compared with placebo on PROs, including physical function and health-related quality of life in subjects with active PsA.• To evaluate the efficacy of zasocitinib compared with an active comparator in subjects with active PsA.	<p>Primary:</p> <ul style="list-style-type: none">• To evaluate the efficacy of zasocitinib (15 mg or 30 mg) compared with placebo in subjects with active PsA. <p>Secondary:</p> <ul style="list-style-type: none">• To evaluate the efficacy of zasocitinib compared with placebo on the broader signs, symptoms, and impact of disease in subjects with active PsA.• To evaluate the effect of zasocitinib compared with placebo on PROs, including physical function and health-related quality of life, in subjects with active PsA.

Study start date March 2025

March 2025

ZASOCITINIB (TAK-279): TYK2 – INHIBITOR, ORAL

Study	NCT06233461	NCT06254950
Indication	Crohn’s Disease	Ulcerative Colitis
Phase	Phase II	Phase II
# of Patients	N = 268	N = 207
Target Patients	Moderately to Severely Active Crohn's Disease	Moderately to Severely Active Ulcerative Colitis
Arms/Intervention	<ul style="list-style-type: none">• Arm 1: TAK-279 Dose 1 for oral administration• Arm 2: TAK-279 Dose 2 for oral administration• Arm 3: TAK-279 Dose 3 for oral administration• Arm 4: Matching placebo	<ul style="list-style-type: none">• Arm 1: TAK-279 Dose 1 for oral administration• Arm 2: TAK-279 Dose 2 for oral administration• Arm 3: Matching placebo
Primary endpoint and key secondary endpoint(s)	<p>Primary:</p> <ul style="list-style-type: none">• Percentage of Participants With Endoscopic Response Based on Simple Endoscopic Score for Crohn's Disease (SES-CD) at Week 12 <p>Key secondary:</p> <ul style="list-style-type: none">• Percentage of Participants Achieving Clinical Remission Based on the Crohn’s Disease Activity Index (CDAI) at Week 12• Percentage of Participants Achieving Clinical response Based on CDAI at Week 12• Percentage of Participants Achieving Endoscopic Remission Based on SES-CD at Week 12	<p>Primary:</p> <ul style="list-style-type: none">• Percentage of Participants Achieving Clinical Remission at Week 12 Based on Modified Mayo Score (mMS) <p>Key secondary:</p> <ul style="list-style-type: none">• Percentage of Participants Achieving Clinical Response at Week 12 Based on Modified Mayo Score (mMS)• Endoscopic improvement and Endoscopic remission based on mMES
Study start date	March 2024	June 2024

MEZAGITAMAB (TAK-079): ANTI-CD38 ANTIBODY

Study	NCT06722235	NCT06963827
Indication	Chronic Primary Immune Thrombocytopenia (ITP)	IgA Nephropathy (IgAN)
Phase	Phase III	Phase III
# of Patients	N = 171	N= 347
Target Patients	Patients ≥18 years of age with chronic primary ITP	Patients ≥18 years of age with primary IgA Nephropathy in combination with stable background medication
Arms/Intervention	<ul style="list-style-type: none">TAK-079 subcutaneous injection, two cycles of 8 weekly doses over 24 weeks, separated by a dosing-free period.Placebo subcutaneous injection, two cycles of 8 weekly doses over 24 weeks, separated by a dosing-free period.	<p>There are 2 treatment groups:</p> <ul style="list-style-type: none"><u>Main Study</u>: SC injection, in a 2:1 randomization participants will receive either mezagitamab or placebo for almost half a year in two 1-year cycles<u>Open Label</u>: same dosing; lower levels of protein in their urine or have kidneys that do not filter the blood well
Primary endpoint and key secondary endpoint(s)	<p>Primary:</p> <ul style="list-style-type: none">Percentage of participants with a durable platelet response, defined as a platelet count ≥50,000/μL on at least 4 of the 6 weekly platelet measurements between Week 19 and Week 24.	<p>Primary: Change from Baseline in Proteinuria at Week 36</p> <p>Secondary: Change from Baseline in Estimated Glomerular Filtration Rate (eGFR) at Week 52 and 104, Respectively</p>
Study start date	March 2025	Study actively recruiting

FAZIRSIRAN (TAK-999): ALPHA-1 ANTITRYPSIN SILENCING RNAI

Study	NCT05677971
Indication	Alpha-1 Antitrypsin Deficiency Associated Liver Disease (AATD-LD)
Phase	Phase III <i>The Redwood Study</i>
# of Patients	N = 160
Target Patients	Patients with PiZZ AATD-LD with METAVIR stage F2, F3, or F4 liver fibrosis.
Arms/Intervention	<ul style="list-style-type: none">Arm 1: Fazirsiran subcutaneous injection at Day1, Week 4 and every 12 weeks thereafterArm 2: Placebo
Primary endpoint and key secondary endpoint(s)	<p>Primary:</p> <ul style="list-style-type: none">Reduction from baseline of at least 1 stage of histologic fibrosis METAVIR staging in the centrally read liver biopsy in AATD-LD with METAVIR stage F2 and F3 fibrosis. <p>Key Secondary:</p> <ul style="list-style-type: none">Evaluate percent change from baseline in intrahepatic Z-AAT protein.Evaluate the decrease in fibrosis in the centrally read liver biopsy in AATD-LD with METAVIR stage F2 – F4.Evaluate the impact on progression in disease (liver related clinical event).Evaluate changes from baseline in serum Z-AAT protein.Evaluate changes from baseline in intrahepatic Z-AAT protein polymer burden.Evaluate changes from baseline in portal inflammation.Evaluate changes from baseline in liver stiffness with Vibration-Controlled Transient Elastography (VCTE). <p>Safety:</p> <ul style="list-style-type: none">Evaluate the safety and tolerability of Fazirsiran compared with placebo with an emphasis on central pulmonary function tests & CT densitometry yearly
Study start date	March 2023

TAK-227 / ZED1227:

TRANSGLUTAMINASE INHIBITOR, PO

Study	EudraCT: 2020-004612-97 ¹	EudraCT: 2023-506150-21 ¹
Indication	Active Celiac Disease (symptoms and small intestinal mucosal injury consistent with active celiac disease despite a gluten free diet)	Active Celiac Disease (symptoms and small intestinal mucosal injury consistent with active celiac disease despite a gluten free diet)
Phase	Phase IIb	Phase IIb
# of Patients	N = 400	N = 92
Target Patients	Adults with celiac disease, with incomplete response to the gluten-free diet.	Adults with celiac disease, with incomplete response to the gluten-free diet.
Arms/Intervention	<ul style="list-style-type: none">Arm 1: TAK-227 10 mg 3 times daily, 30 minutes before each major mealArm 2: TAK-227 25 mg 3 times daily, 30 minutes before each major mealArm 3: TAK-227 50 mg once a day, 30 minutes before breakfast, Placebo capsules 30 minutes before lunch and before dinnerArm 4: Placebo capsules 3 times daily 30 minutes before each major meal	<ul style="list-style-type: none">Arm 1: TAK-227 25 mg three times daily, 30 minutes before each major meal, plus thrice weekly study provided gluten exposure (approximately 500 mg gluten)Arm 2: Placebo capsules three times daily 30 minutes before each major meal, plus thrice weekly study provided gluten exposure (approximately 500 mg gluten)
Primary endpoint and key secondary endpoint(s)	<p>Primary:</p> <ul style="list-style-type: none">Improvement in histological findings AND Non-Stool GI Specific Symptom Score Change OR Diarrhea Severity Score (both measured with Celiac Disease Symptom Diary (CDSD)) <p>Key Secondary:</p> <ul style="list-style-type: none">Change in histological findings; Change in CDSD GI Total Severity Score;Change in duodenal mucosal inflammation measured as the density of CD3-positive intraepithelial lymphocytes (IELs)	<p>Primary:</p> <ul style="list-style-type: none">Improvement of celiac disease symptoms as assessed by Celiac Disease Symptom Diary (CDSD) in celiac disease subjects experiencing symptoms and having mucosal damage on a gluten-free diet. <p>Key Secondary:</p> <ul style="list-style-type: none">Changes in duodenal mucosal morphology as measured by morphometry (villous height to crypt depth, VH:CrD),Changes in the severity of non-stool gastrointestinal (GI) symptoms (abdominal pain, bloating, nausea) as assessed by CDSD.
Study start date	August 2021	April 2024

TAK-101:

GASTROINTESTINAL AND INFLAMMATION

NANOPARTICLE ENCAPSULATING GLIADIN, IV

Study	NCT04530123
Indication	Celiac Disease
Phase	Phase II
# of Patients	N = 108
Target Patients	Adult patients with history of biopsy-proven well-controlled celiac disease on a gluten-free diet for a minimum of 6 months.
Arms/Intervention	<p><u>Cohort 1:</u></p> <ul style="list-style-type: none">Group A: Two infusion doses of placebo on Days 1 and 8 + 1 infusion dose of 25 µg/kg Gluten Epitopes (GE) TAK-101 at Week 24Group B: One infusion dose of 2 mg/kg TAK-101 on Day 1 followed by 1 infusion dose of placebo on Day 8 + 1 infusion dose of 5 µg/kg GE TAK-101 at Week 24Group C: Two infusion doses of 25 µg/kg GE TAK-101 on Days 1 and 8 + 1 infusion dose of 25 µg/kg GE TAK-101 at Week 24 <p><u>Cohort 2:</u></p> <ul style="list-style-type: none">Group D: Two infusion doses of placebo on Days 1 and 8 + 1 infusion dose of 25 µg/kg GE TAK-101 at Week 24Group E: One infusion dose of 50 µg/kg GE TAK-101 on Day 1 followed by 1 infusion dose of placebo on Day 8 + 1 infusion dose of 50 µg/kg GE TAK-101 at Week 24Group F: Two infusion doses of 50 µg/kg GE TAK-101 on Days 1 and 8 + 1 infusion dose of 50 µg/kg GE TAK-101 at Week 24Group G: Two infusion doses of 12.5 µg/kg GE TAK-101 on Days 1 and 8 + 1 infusion dose of 12.5 µg/kg GE TAK-101 at Week 24
Primary endpoint and key secondary endpoint(s)	<p>Primary:</p> <ul style="list-style-type: none">Reduction in Day 15 IFN-γ SFUs based on results of gliadin-specific ELISpot <p>Key secondary:</p> <ul style="list-style-type: none">Safety and tolerability as assessed by AEs, IRs, CRS, physical examinations, vital signs, and clinical laboratory testing, including liver tests.Change in Celiac Disease Symptom Diary version 2.1 3-day average score from Day 1 to post-gluten challenge on Day 15 and Weeks 8, 14, and 20Change from pre- to 4 hours post-gluten challenge in plasma IL-2 on Day 15 and Weeks 8, 14, and 20

Study start date

August 2022

TAK-004:

PEPTIDE AGONIST

Study	NCT06236009
Indication	Nausea & Vomiting
Phase	Phase I
# of Patients	N = 240
Target Patients	Healthy Volunteers
Arms/Intervention	<ul style="list-style-type: none">Part 1: TAK-004 subcutaneous injection single ascending dose / PlaceboPart 2: TAK-004 subcutaneous injection multiple ascending dose / PlaceboPart 3: TAK-004 subcutaneous injection expansion cohorts / Placebo
Primary endpoint and key secondary endpoint(s)	<p>Primary:</p> <ul style="list-style-type: none">Number of participants with adverse events. <p>Key Secondary:</p> <ul style="list-style-type: none">Orthostatic changes in Systolic Blood Pressure (SBP) and Diastolic Blood Pressure (DBP) values from semi-recumbent to standing at 0.5 hours after first dose.Changes in semi-recumbent heart rate (HR) values at 2 hours after first dose.Number of participants with antidrug antibody (ADA) status.
Study start date	November 2024

Overview of Clinical Trials



**GASTROINTESTINAL AND
INFLAMMATION**

3



OTHER RARE DISEASES

35



NEUROSCIENCE

21



PLASMA-DERIVED THERAPIES

39



ONCOLOGY

27



VACCINES

45

OVEPOREXTON (TAK-861): OREXIN 2R AGONIST, ORAL

Study	NCT06470828
Indication	Narcolepsy Type 1 (NT1)
Phase	Phase III <i>The First Light</i>
# of Patients	N = 168
Target Patients	Participants with Narcolepsy Type 1
Arms/Intervention	<ul style="list-style-type: none">TAK-861 Dose 1TAK-861 Dose 2Placebo
Primary endpoint and key secondary endpoint(s)	<p>Primary:</p> <ul style="list-style-type: none">Change from Baseline to Week 12 in Mean Sleep Latency measured through MWT <p>Key Secondary:</p> <ul style="list-style-type: none">Change from Baseline to Week 12 in Epworth Sleepiness Scale (ESS) Total ScoreChange from Baseline to Week 12 in Weekly Cataplexy RateChange from Baseline in number of Lapses on the 3 Post Meridiem (PM) Psychomotor Vigilance Test (PVT) Session at Week 12Change from Baseline in Patient Global Impression of Change (PGI-C) Score at Week 12Change from Baseline in Narcolepsy Severity Scale for Clinical Trials (NSS-CT) Total Score at Week 12Change from Baseline in Functional Impacts of Narcolepsy Instrument (FINI) Domain Scores at Week 12Change from Baseline in Short Form-36 Survey (SF-36) Mental and Physical Component Scores at Week 12Occurrence of at least 1 TEAE during the study including the follow-up period, as applicable.
Study start date	July 2024

OVEPOREXTON (TAK-861): OREXIN 2R AGONIST, ORAL

Study	NCT06505031
Indication	Narcolepsy Type 1 (NT1)
Phase	Phase III <i>The Radiant Light</i>
# of Patients	N = 105
Target Patients	Participants with Narcolepsy Type 1
Arms/Intervention	<ul style="list-style-type: none">TAK-861Placebo
Primary endpoint and key secondary endpoint(s)	<p>Primary:</p> <ul style="list-style-type: none">Change from Baseline to Week 12 in Mean Sleep Latency measured through MWT <p>Key Secondary:</p> <ul style="list-style-type: none">Change from Baseline to Week 12 in Epworth Sleepiness Scale (ESS) Total ScoreChange from Baseline to Week 12 in Weekly Cataplexy RateChange from Baseline in number of Lapses on the 3 Post Meridiem (PM) Psychomotor Vigilance Test (PVT) Session at Week 12Change from Baseline in Patient Global Impression of Change (PGI-C) Score at Week 12Change from Baseline in Narcolepsy Severity Scale for Clinical Trials (NSS-CT) Total Score at Week 12Change from Baseline in Functional Impacts of Narcolepsy Instrument (FINI) Domain Scores at Week 12Change from Baseline in Short Form-36 Survey (SF-36) Mental and Physical Component Scores at Week 12Occurrence of at least 1 TEAE during the study including the follow-up period, as applicable.
Study start date	Nov 2024

TAK-360:

OREXIN 2R AGONIST, ORAL

Study	NCT06952699	NCT06812078
Indication	Narcolepsy Type 2	Idiopathic Hypersomnia (IH)
Phase	Phase II	Phase II
# of Patients	N=40	N=40
Target Patients	Participants with Narcolepsy Type 2	Participants with Idiopathic Hypersomnia
Arms/Intervention	<ul style="list-style-type: none"> Participants will receive either TAK-360 or matching placebo tablets, orally, for 4 weeks 	<ul style="list-style-type: none"> Participants will receive either TAK-360 or matching placebo tablets, orally, for 4 weeks
Primary endpoint and key secondary endpoint(s)	<p>Primary:</p> <ul style="list-style-type: none"> Number of Participants With at Least One Treatment-emergent Adverse Events (TEAEs) <p>Secondary:</p> <ul style="list-style-type: none"> Change from baseline at Week 4 in Epworth Sleepiness Scale (ESS) total score Change from baseline at Week 4 in mean sleep latency on the Maintenance of Wakefulness Test (MWT) 	<p>Primary:</p> <ul style="list-style-type: none"> Number of Participants With at Least One Treatment-emergent Adverse Events (TEAEs) <p>Secondary:</p> <ul style="list-style-type: none"> Change from baseline to Week 4 in Epworth Sleepiness Scale (ESS) total score Change from baseline at Week 4 in IH Severity Scale (IHSS) total score
Study start date	May 2025	February 2025

TAK-341:

ALPHA-SYNUCLEIN ANTIBODY, IV

Study	NCT05526391
Indication	Multiple System Atrophy
Phase	Phase II
# of Patients	N = 159 (randomization completed)
Target Patients	Patients With Multiple System Atrophy
Arms/Intervention	Q4wk IV infusion of TAK-341 or Placebo (1:1)
Primary endpoint and key secondary endpoint(s)	<p>Primary:</p> <ul style="list-style-type: none">• Change from Baseline in a Modified Unified Multiple System Atrophy Rating Scale Part I at Week 52 <p>Secondary (selected):</p> <ul style="list-style-type: none">• PK parameters• Change From Baseline in Scales for Outcomes in Multiple System Atrophy - Autonomic Dysfunction Total Score and Clinical Global Impression-Severity Score
Study start date	November 2022

TAK-594 / DNL593:

PROGRANULIN PTV, IV AND SC

Study	NCT05262023 ¹
Indication	Frontotemporal Dementia
Phase	Phase I/II
# of Patients	N = 106
Target Patients	Healthy volunteers / Participants with symptomatic FTD
Arms/Intervention	<ul style="list-style-type: none">• Part A: SRD in Healthy Participants• Part B: Multiple doses in participants with symptomatic FTD harboring the GRN mutation• Part C: optional 18-month OLE period available for all participants who complete Part B
Primary endpoint and key secondary endpoint(s)	<p>Primary:</p> <ul style="list-style-type: none">• Incidence, severity, and seriousness of treatment-emergent adverse events (TEAEs)• Incidence of treatment-emergent clinically significant abnormalities in safety laboratory values• Change from baseline in vital sign measurements (systolic and diastolic blood pressure, heart rate, respiratory rate, body temperature)• Change from baseline in electrocardiogram (ECG) results including PR, QRS, and QTcF intervals• Incidence of treatment-emergent clinically significant abnormalities in physical/neurological examination findings• Change from baseline in Columbia-Suicide Severity Rating Scale (C-SSRS; Parts B and C only) <p>Secondary:</p> <ul style="list-style-type: none">• Serum PK
Study start date	February 2022

Overview of Clinical Trials



**GASTROINTESTINAL AND
INFLAMMATION**

3



OTHER RARE DISEASES

35



NEUROSCIENCE

21



PLASMA-DERIVED THERAPIES

39



ONCOLOGY

27



VACCINES

45

ICLUSIG (PONATINIB): BCR-ABL INHIBITOR

Study	NCT02467270	NCT03589326
Indication	Chronic myeloid leukemia (CML)	Ph+ acute lymphoblastic leukemia (ALL)
Phase	Phase II OPTIC	Phase III Ph+ALLCON
# of Patients	N = 283	N = 245
Target Patients	Patients with resistant chronic phase chronic myeloid leukemia	Patients with newly-diagnosed Ph+ ALL
Arms/Intervention	<ul style="list-style-type: none"> Ponatinib 45 mg once daily Ponatinib 30 mg once daily Ponatinib 15 mg once daily 	<ul style="list-style-type: none"> Cohort A: Ponatinib/reduced intensity chemotherapy until progressive disease (PD) or stem cell transplant (SCT) Cohort B: Imatinib/reduced intensity chemotherapy until PD or SCT
Primary endpoint and key secondary endpoint(s)	Primary: Percentage of Participants With Molecular Response (MR2: <=1% Breakpoint Cluster Region-Abelson Transcript Level) as Measured by the International Scale (BCR-ABL1IS) at Month 12 [Time Frame: 12 months after the first dose of study treatment]	Primary: <ul style="list-style-type: none"> Number of participants with Minimal Residual Disease (MRD) - Negative Complete Remission (CR) [Time frame: From Cycle 1 through Cycle 3 (approximately 3 months) (Cycle length is equal to 28 days)] Secondary: <ul style="list-style-type: none"> EFS
Study start date	August 2015	January 2019

NINLARO (IXAZOMIB): ORAL PROTEASOME INHIBITOR

Study	NCT03173092
Indication	Non-transplant eligible patients with newly diagnosed multiple myeloma
Phase	Phase IV MM6
# of Patients	N = 141
Target Patients	Patients with multiple myeloma previously receiving a bortezomib-based induction. In-class (proteasome inhibitor) transition after 3 cycles of bortezomib-based therapy. PFS/OS follow up for up to 2.5 years.
Arms/Intervention	<ul style="list-style-type: none">• Ixazomib 4 mg + lenalidomide 25 mg + dexamethasone 40 mg• IRd treatment to be given up to 39 cycles• Transition from a bortezomib based regimen to IRD (ixazomib, lenalidomide, dexamethasone) may allow the long-term proteasome inhibition to be maximized while maintaining a manageable safety profile.
Primary endpoint and key secondary endpoint(s)	<p>Primary: Progression Free Survival (PFS) at 2 years.</p> <p>Key secondary: Time to next therapy (TTNT), relative dose intensity (RDI) of the oral regimen, overall survival (OS), electronic patient reported outcomes (ePRO) and actigraphy (activity/sleep) data.</p>
Study start date	September 2017
Publications	<ul style="list-style-type: none">• Rifkin et al Future Oncology 2023; 10.2217/fon-2023-0272• Girnius et al. Blood (2023) 142 (Supplement 1): 6677• Boccia et al. EHA 2024 (abstract P1969)

Oncology

30 | 1. Trial managed by Abbvie, with collaboration from Takeda as a local sponsor in Japan

RUSFERTIDE (TAK-121): HEPCIDIN MIMETIC

Study	NCT05210790 ¹
Indication	Polycythemia vera
Phase	Phase III The VERIFY Study
# of Patients	N = 293
Target Patients	Patients with Polycythemia vera with confirmed Hct \geq 45% and that is \geq 3% higher than baseline Hct or Hct \geq 48% who require phlebotomy on a frequent basis (\geq 3 PHL in 28 weeks prior to randomization or \geq 5 PHL in 52 weeks prior to randomization)
Arms/Intervention	<p>Part 1A:</p> <ul style="list-style-type: none">Randomized, double-blind, placebo-controlled, add-on parallel-group period for 32 weeks. Subjects randomized 1:1 in a blinded fashion to 32 weeks of add-on rusfertide or placebo treatment. Rusfertide or placebo will be added-on to each subject’s ongoing therapy for PV. Randomization will be stratified by ongoing PV therapy. <p>Part 1B:</p> <ul style="list-style-type: none">Open-label treatment phase during which all subjects who complete Part 1a will receive rusfertide for 20 weeks (Wk 32 thru Wk 52). <p>Part 2:</p> <ul style="list-style-type: none">Long term extension for 104 weeks during which all subjects who complete Part 1b will continue to receive rusfertide.
Primary endpoint and key secondary endpoint(s)	<p>Primary:</p> <ul style="list-style-type: none">Proportion of patients achieving a response (Weeks 20-32 inclusive) who receive rusfertide compared to placebo. Response is defined as absence of PHL eligibility (Confirmed Hct \geq45% and that is \geq3% higher than baseline Hct or Hct \geq48%) <p>Key Secondary:</p> <ul style="list-style-type: none">Mean number of phlebotomies between Weeks 0 through 32 (inclusive).Proportion of subjects with all Hct values <45% between Week 0 through Week 32 (inclusive).Mean change from baseline in total fatigue score based on PROMIS® Short Form 8a at Week 32.Mean change from baseline in total score based on the Myelofibrosis Symptom Assessment Form (MFSAF) v4.0 at Week 32.
Study start date	April 2022

ELRITERCEPT (TAK-226): ACTIVIN A/B LIGAND TRAP

Oncology

Study	NCT06499285	NCT04419649
Indication	Very low-, Low-, Intermediate-Risk MDS patients with Transfusion-dependent Anemia	Very low-, Low-, Intermediate-Risk MDS patients with Transfusion-dependent Anemia
Phase	Phase III RENEW	Phase II
# of Patients	N = 225	N=140
Target Patients	<ul style="list-style-type: none"> MDS, RS+ or non-RS per WHO 2016 and CMML Very Low-, Low-, Intermediate-Risk MDS Transfusion-dependent (HTB, LTB) Refractory or intolerant to prior ESA, unlikely to respond to ESA 	<ul style="list-style-type: none"> MDS, RS+ or non-RS per WHO 2016 and CMML Very Low-, Low-, Intermediate-Risk MDS Transfusion-dependent (HTB, LTB) Refractory or intolerant to prior ESA, unlikely to respond to ESA
Arms/Intervention	2 Arms (randomized, double-blind): <ul style="list-style-type: none"> Elritercept, 3.75 mg/kg, SC injection (5.0 mg/kg allowed, as needed) Placebo 	<ul style="list-style-type: none"> Part 1: Elritercept dose finding Part 2: Elritercept, 3.75 mg/kg, SC injection (5.0 mg/kg allowed, as needed)
Primary endpoint and key secondary endpoint(s)	Primary: <ul style="list-style-type: none"> Transfusion Independence for ≥ 8 weeks through week 24 Key Secondary: <ul style="list-style-type: none"> Transfusion Independence for ≥ 8 weeks through week 48 Transfusion Independence for ≥ 8 weeks through week 24 in HTB 	Primary: <ul style="list-style-type: none"> Incidence of Adverse Events Key Secondary: <ul style="list-style-type: none"> Incidence of progression to higher risk MDS or AML per World Health Organization (WHO) 2016 criteria Transfusion Independence and erythroid response
Study start date	June 2025	June 2020

ELRITERCEPT (TAK-226): ACTIVIN A/B LIGAND TRAP

Oncology

Study	<u>NCT05037760</u> ¹
Indication	Anemia Associated with Myelofibrosis
Phase	Phase II
# of Patients	N = 120
Target Patients	Primary MF (PMF), Post-essential thrombocythemia MF (post-ET MF) or Post-polycythemia vera MF (post-PV MF)
Arms/Intervention	3 Arms: <ul style="list-style-type: none">• Cohort 2A: Elritercept, 3.75 mg/kg, SC injection (5.0 mg/kg allowed, as needed) as monotherapy• Cohort 2B: Elritercept, 3.75 mg/kg, SC injection (5.0 mg/kg allowed, as needed) in combination with ruxolitinib• Cohort 2C: Elritercept 3.75 mg/kg SC injection (5.0 mg/Kg allowed, as needed) as monotherapy in ruxolitinib naïve patients (Brazil only cohort)
Primary endpoint and key secondary endpoint(s)	Primary: <ul style="list-style-type: none">• Incidence of Adverse Events Key Secondary: <ul style="list-style-type: none">• Proportion of participants with progression to AML (bone marrow blasts \geq 20%) or accelerated MF (bone marrow blasts \geq 10%)• Anemia improvement including transfusion Independence• PK/PD, Improvement in spleen size and symptoms
Study start date	December 2021

TAK-168 / KQB168:

IMMUNE MODULATOR

Study	NCT06994806 ¹
Indication	Advanced solid malignancies
Phase	Phase I
# of Patients	84
Target Patients	Unresectable or metastatic solid tumor patients that have progressed on immunotherapy and have no available treatment with curative intent
Arms/Intervention	<ul style="list-style-type: none">• Monotherapy arm: KQB168 (TAK-168) (oral)• Combination arm: KQB168 (TAK-168) (oral) + pembrolizumab (IV)
Primary endpoint and key secondary endpoint(s)	<p>Primary:</p> <ul style="list-style-type: none">• Treatment-emergent adverse events (AEs), serious adverse events (SAEs), and dose-limiting toxicities (DLTs) <p>Key Secondary:</p> <ul style="list-style-type: none">• Evaluate the efficacy of KQB168 as monotherapy and in combination with pembrolizumab• Evaluate the plasma pharmacokinetics (PK)• Evaluate the pharmacologically active dose (PAD)
Study start date	July 2025

Overview of Clinical Trials



**GASTROINTESTINAL AND
INFLAMMATION**

3



OTHER RARE DISEASES

35



NEUROSCIENCE

21



PLASMA-DERIVED THERAPIES

39



ONCOLOGY

27



VACCINES

45

ADYNOVATE (TAK-660): PEGYLATED RECOMBINANT FACTOR VIII

Study	NCT02615691	NCT05707351
Indication	Hemophilia A	Hemophilia A
Phase	Phase III	Phase III
# of Patients	N = 120	N = At least 30 evaluable subjects aged 12 to 65 years
Target Patients	Previously untreated patients (PUPs) < 6 years with severe hemophilia A (FVIII < 1%)	Previously treated patients with severe hemophilia A (FVIII <1%) in the Chinese population
Arms/Intervention	Single group assignment	Single group assignment
Primary endpoint and key secondary endpoint(s)	<p>Primary: Incidence of inhibitor development to FVIII (≥ 0.6 Bethesda unit (BU)/mL using the Nijmegen modification)</p> <p>Key Secondary:</p> <p>Safety</p> <ol style="list-style-type: none"> 1. Binding IgG and IGM antibodies to FVIII, PEG-FVIII and PEG 2. Adverse events (AEs) and serious adverse events (SAEs) <p>Efficacy</p> <ol style="list-style-type: none"> 3. Annualized Bleeding Rate (ABR) for prophylactic and on demand treatment 4. Overall hemostatic efficacy rating at 24 hours after initiation of treatment and resolution of bleed 5. incremental recovery (IR) of Adynovate at baseline and over time <p>ITI</p> <ol style="list-style-type: none"> 6. Success rate of ITI therapy with BAX-855 	<p>Primary: Total Annualized Bleeding Rate (ABR)</p> <p>Key Secondary:</p> <p>Efficacy</p> <ol style="list-style-type: none"> 1. Annualized bleeding rates based on bleed site and cause 2. Number of infusions and weight-adjusted consumption of Adynovate per week and month during the prophylactic treatment period <p>Safety</p> <ol style="list-style-type: none"> 3. Occurrence of AEs and SAEs, total incidence, by severity, and by causality <p>Pharmacokinetics</p> <ol style="list-style-type: none"> 4. Factor VIII activity (1-stage clotting assay) in PK samples collected for single-dose and steady-state PK assessments
Study start date	November 2015	April 2023

VONVENDI (TAK-577): RECOMBINANT VON WILLEBRAND FACTOR

Study	NCT02932618	NCT05582993
Indication	Pediatric On-demand and Surgery	Pediatric Prophylaxis
Phase	Phase III	Phase III
# of Patients	N = 23 (On-demand) N = 12 (Elective and Emergency surgery)	N =24
Target Patients	Severe von Willebrand Disease	Severe von Willebrand Disease
Arms/Intervention	<ul style="list-style-type: none">• Arm A: On-demand• Arm B: Elective and emergency surgery	<ul style="list-style-type: none">• Cohort 1 participants ≥12 to <18 years of age• Cohort 2 participants ≥6 to <12 years of age• Cohort 3 participants 0 to <6 years of age
Primary endpoint and key secondary endpoint(s)	<p>Primary:</p> <ul style="list-style-type: none">• Hemostatic efficacy and safety of rVWF, with or without ADVATE, in the treatment and control of nonsurgical bleeding events <p>Key secondary:</p> <ul style="list-style-type: none">• Hemostatic efficacy assessed after the last perioperative rVWF infusion	<p>Primary:</p> <ul style="list-style-type: none">• Annualized bleeding rate (ABR) with intra-patient control (on-study compared to historical) for all (both spontaneous and traumatic) bleeding episodes classified by the investigator during prophylactic treatment with rVWF. <p>Key Secondary:</p> <ul style="list-style-type: none">• Safety Endpoints• Overall Hemostatic Efficacy Rating of Breakthrough Bleed Treatment at Resolution of the Bleeding Episode
Study start date	October 2016	January 2024

LIVTENCITY (MARIBAVIR): ORAL VIRAL PROTEIN KINASE INHIBITOR

Study	NCT05319353
Indication	Treatment of Cytomegalovirus (CMV) Infection in Children and Adolescents Who Have Received a Hematopoietic Stem Cell Transplant (HSCT) or a Solid Organ Transplant (SOT)
Phase	Phase III
# of Patients	N = 80
Target Patients	Treatment of Children and Teenage Transplant Recipients With CMV Infection
Arms/Intervention	Cohort 1: Maribavir 400mg BID (body weight ≥ 25kg) or 200mg BID (body weight 10-25 kg) participants 12 to <18 years of age Cohort 2: Maribavir 400mg BID (body weight ≥ 25kg) or 200mg BID (body weight 10-25 kg) participants ≥6 to <12 years of age Cohort 3: Maribavir participants 0 to <6 years of age
Primary endpoint and key secondary endpoint(s)	Primary: <ul style="list-style-type: none">• Pharmacokinetic characterization of Maribavir in pediatric HSCT and SOT subjects from 0 years to <18 years of age• Safety and tolerability Secondary: <ul style="list-style-type: none">• Confirmed clearance of plasma CMV DNA at week 8• Maintenance of confirmed CMV viremia clearance achieved at the end of Study Week 8 through Week 12, Week 16 and Week 20
Study start date	November 2023

Overview of Clinical Trials



**GASTROINTESTINAL AND
INFLAMMATION**

3



OTHER RARE DISEASES

35



NEUROSCIENCE

21



PLASMA-DERIVED THERAPIES

39



ONCOLOGY

27



VACCINES

45

HYQVIA (TAK-771): IMMUNE GLOBULIN INFUSION 10% (HUMAN) WITH RECOMBINANT HUMAN HYALURONIDASE

PDT

Study	NCT05150340	NCT05084053
Indication	Primary Immunodeficiency Diseases (PID)	Chronic Inflammatory Demyelinating Polyradiculoneuropathy (CIDP) Multifocal Motor Neuropathy (MMN)
Phase	Phase III	Phase III
# of Patients	N = 15	N = 21
Target Patients	Japanese persons ages 2 and older with primary immunodeficiency diseases	Japanese persons ages 18 and older with definite or probable CIDP or MMN
Arms/Intervention	<ul style="list-style-type: none"> Experimental: Epoch 1: TAK-771 Ramp up Period Participants will receive subcutaneous infusion of rHuPH20 solution at a dose of 80 U/g IgG first, followed by SC infusion of 10% IGI within 10 minutes of completion of the infusion of rHuPH20 solution. The dose of 10% IGI will be increased from 1/3 of full dose to full dose in 3 weeks for participants who will receive TAK-771 once every 3 week, or from 1/4 of full dose to full dose in 6 weeks for participants who will receive TAK-771 once every 4 week. Experimental: Epoch 2: TAK-771 Treatment Period Participants will receive subcutaneous infusion of rHuPH20 solution at a dose of 80 U/g IgG first, followed by SC infusion of 10% IGI within 10 minutes of completion of the infusion of rHuPH20 solution, every 3, or 4 weeks for up to Week 24. 	<ul style="list-style-type: none"> Cohort 1 (TAK-771 for CIDP Participants): <ul style="list-style-type: none"> - rHuPH20 SC dose of 80 U/g IgG followed by SC infusion of 10% IGI within 10 min of completion of infusion of rHuPH20 solution, every 2,3,4 weeks Cohort 2 (TAK-771 for MMN Participants): <ul style="list-style-type: none"> - rHuPH20 SC dose of 80 U/g IgG followed by SC infusion of 10% IGI within 10 min of completion of infusion of rHuPH20 solution, every 2,3,4 weeks
Primary endpoint and key secondary endpoint(s)	Primary: Serum trough levels of total IgG antibodies after administration of TAK-771 Secondary: PK, safety and tolerability, efficacy, and disease activity and HRQoL.	Primary: % of participants with CIDP who experience relapse in 6 months; change in maximum grip strength in the more affected hand in 6 months for MMN participants Secondary: safety, and CIDP/MMN health-related metrics.
Study start date	March 2022	January 2022

HYQVIA (TAK-771): IMMUNE GLOBULIN INFUSION 10% (HUMAN)
WITH RECOMBINANT HUMAN HYALURONIDASE

PDT

Study	NCT05513586
Indication	Primary Immunodeficiency Diseases (PID)
Phase	Phase III
# of Patients	N = 10
Target Patients	Japanese persons ages 2 and older with primary immunodeficiency diseases
Arms/Intervention	<ul style="list-style-type: none">• This study is an extension study for participants with primary immunodeficiency disorders who were previously treated with TAK-771 in the TAK-771-3004 study. They must have completed that study or be about to complete it before joining this study. Participants will continue treatment with TAK-771 in this study.• The main aim of this study is to check for side effects from long-term treatment with TAK-771. This medicine is not yet licensed in Japan, so participants will be treated with TAK-771 until it becomes commercially available.
Primary endpoint and key secondary endpoint(s)	<p>Primary:</p> <ul style="list-style-type: none">• Percentage of Participants with Treatment-Emergent Adverse Events (TEAEs) [Time Frame: Up to 3 years] TEAEs are defined as AEs with onset after date-time of first dose of investigational drug or medical conditions present prior to the start of investigational drug but increased in severity or relationship after date-time of first dose of investigational drug.• Percentage of Participants who Develop Anti-rHuPH20 Binding Antibody Titers of Greater Than or Equal to 1:160 and who Develop Neutralizing Antibodies to rHuPH20 [Time Frame: Up to 3 years]
Study start date	September 2022

TAK-881 (FACILITATED SCIG 20%): IMMUNE GLOBULIN SC (HUMAN),
20% SOLUTION WITH RECOMBINANT HUMAN HYALURONIDASE

PDT

Study	NCT05755035
Indication	Primary Immunodeficiency Diseases (PIDD)
Phase	Phase III
# of Patients	N = 65
Target Patients	Participants aged 2 and older with PIDD
Arms/Intervention	<p>Experimental: Randomized Crossover Treatment Epoch: TAK-881 followed by HYQVIA (Sequence 1)</p> <ul style="list-style-type: none">Participants aged >=16 years will receive 6 or 8 full doses of TAK-881 followed by 6 or 8 full doses HYQVIA in sequence 1 <p>Experimental: Randomized Crossover Treatment Epoch: HYQVIA followed by TAK-881 (Sequence 2)</p> <ul style="list-style-type: none">Participants aged >=16 years will receive 6 or 8 full doses of HYQVIA followed by 6 or 8 full doses of TAK-881 in Sequence 2 <p>Experimental: Non-Randomized Treatment Epoch: TAK-881</p> <ul style="list-style-type: none">Participants aged 2 to <16 years will receive 6 or 8 full doses of TAK-881.
Primary endpoint and key secondary endpoint(s)	<p>Primary:</p> <ul style="list-style-type: none">Area Under the Curve during the dosing Interval at steady-state (AUC0-tau;ss) of TAK-881 and HYQVIA based on total IgG levels <p>Key Secondary:</p> <ul style="list-style-type: none">Efficacy parameters including: (1) Annualized rate of all infections, (2) Annualized rate of acute serious bacterial infections (ASBIs), (3) Annualized rate of episodes of fever, (4) Time to first ASBI, and (5) Duration of infectionsHealthcare resource utilization (HRU) parameters including: (1) Days not able to go to school, work, daycare, or to perform normal daily activities due to infection or other illnesses or treatment, (2) Days on antibiotics, (3) Number of hospitalizations, indication for the hospitalization (infection or other illnesses) and days hospitalized, (4) Number of acute physician visits (office and emergency room) due to infection or other illnesses.PK parameters including: (1) Pharmacokinetics at steady-state including maximum concentration (Cmax), time of Cmax (Tmax), terminal half-life (t1/2), apparent clearance (CL/F), apparent volume of distribution (Vz/F), and AUC0-∞,ss/week based on total IgG levels, (2) Trough level of total IgG, (3) Trough level of IgG subclasses and antigen-specific, and (4) IgG antibodiesSafety, tolerability and immunogenicity parameters including: (1) Occurrence of treatment-emergent adverse events (TEAEs), (2) Occurrence of infusion withdrawals, interruptions, and infusion rate reductions due to TAK-881-related TEAEs, and (3) Occurrence of positive binding (defined as titer ≥1:160) and neutralizing antibodies to rHuPH20

TAK-330:

PROTHROMPLEX

PDT

Study	NCT05156983
Indication	Coagulation Disorder: Reversal of Direct Oral Factor Xa Inhibitor-induced Anticoagulation
Phase	Phase III
# of Patients	N = 328
Target Patients	Patients >18 years of age currently on Factor Xa inhibitor requiring urgent surgery/invasive procedure
Arms/Intervention	<p>Adaptive parallel group sequential design</p> <p>Participants will receive PROTHROMPLEX TOTAL 25 international unit per kilogram (IU/kg) single intravenous infusion on Day 1 (prior to surgery). An additional dose of 25 IU/kg PROTHROMPLEX TOTAL can be administered during the surgery if deemed necessary by the surgeon. The total dose of PROTHROMPLEX TOTAL administered to the participant should not exceed 50 IU/kg or 5,000 IU, whichever is smaller.</p> <p>Active Comparator: 4F-PCC. Participants will receive 4F-PCC (excluding Prothromplex total and activated 4F-PCC) as SOC on Day 1 (prior to surgery). The dose and infusion speed of the SOC 4F-PCC will be based on local institutional protocols. An additional dose of SOC 4F-PCC not exceeding label specified limits can be given during the surgery if required.</p> <p>Intervention: Prothromplex total 25 IU/kg single IV on day 1 and an additional dose of 25 IU/kg if required</p>
Primary endpoint and key secondary endpoint(s)	<p>Primary:</p> <ul style="list-style-type: none"> Occurrence of intraoperative effective hemostasis assessed at the end of the surgery/invasive procedure based on the surgeon's assessment using the Four Point Intraoperative Hemostatic Efficacy Scale <p>Key Secondary:</p> <ul style="list-style-type: none"> Occurrence of postoperative effective hemostasis assessed at 24 hours after the end of investigational product infusion (TAK-330 or comparator 4F-PCC) based on the surgeon's assessment using the Four Point Postoperative Hemostatic Efficacy Scale. Occurrence of intraoperative effective hemostasis assessed at the end of the surgery/invasive procedure based on the surgeon's assessment using the Hemostatic Efficacy Rating Algorithm. Safety/tolerability and other measures
Study start date	August 2022

GLOVENIN-I (TAK-961):

IMMUNE GLOBULIN INFUSION 5% (HUMAN)

Study	NCT05177939
Indication	Autoimmune Encephalitis (AE)
Phase	Phase III
# of Patients	N = 40
Target Patients	Japanese Subjects with Autoimmune Encephalitis Refractory to Steroid Pulse Therapy
Arms/Intervention	<ul style="list-style-type: none">Drug: NPB-01NPB-01 will be administered for the treatment of autoimmune encephalitis Other Name: Intravenous immunoglobulinDrug: NPB-01-MENPB-01-ME will be administered for the treatment of autoimmune encephalitis Other Name: methylprednisolone sodium succinate
Primary endpoint and key secondary endpoint(s)	<p>Primary:</p> <ul style="list-style-type: none">A responder is defined as a patient whose CASE score at Week 4 of the post-treatment follow-up period after treatment with investigational product improved by 40% or more compared to the pre-treatment period. <p>Secondary:</p> <ul style="list-style-type: none">The change in CASE score at each time point after the start of treatment with investigational product compared with that on Day 8 of the pretreatment period will be compared between the arms. Changes in CASE scores divided into three segments (0 -4: excellent, 5 -9: moderate, 10 -27: poor) will also be compared. In addition, the period until CASE score becomes 4 points or less after the start of treatment with investigational product will be checked.Changes in mRS at each time point after the start of investigational product treatment compared with Day 8 of the pretreatment period will be compared between the arms.To compare the change in GCS at each time point after the start of investigational product with that on Day 8 of the pretreatment period between the arms.The change in MMSE-J at each time point after the start of investigational product as compared with Day 8 of the pretreatment period will be compared between the arms.The change in FAB at each time point after the start of investigational product as compared with Day 8 of the pretreatment period will be compared between the arms.
Study start date	April 2022

Overview of Clinical Trials



**GASTROINTESTINAL AND
INFLAMMATION**

3



OTHER RARE DISEASES

35



NEUROSCIENCE

21



PLASMA-DERIVED THERAPIES

39



ONCOLOGY

27



VACCINES

45

QDENGGA (TAK-003): *LIVE ATTENUATED TETRAVALENT VACCINE FOR PREVENTION OF DENGUE DISEASE*

Study	<u>NCT02747927</u>
Indication	The prevention of dengue fever of any severity caused by any dengue virus serotype in individuals 4 years to 60 years of age
Phase	Phase III <i>Tetravalent Immunization against Dengue Efficacy Study (TIDES)</i>
# of Patients	N = 20,100
Target Patients	Healthy children aged 4 to 16-year-old in dengue-endemic countries in Latin America and Asia
Arms/Intervention	<ul style="list-style-type: none">Randomized 2:1 to receive either TAK-003 or placebo on Day 1 and Day 90
Primary endpoint and key secondary endpoint(s) to be met per Trial Protocol	<p>Primary:</p> <ul style="list-style-type: none">≥70% efficacy against all symptomatic dengue fever caused by any strain <p>Secondary:</p> <ul style="list-style-type: none">≥70% efficacy individual strains≥60% efficacy in seronegatives <p>Safety:</p> <ul style="list-style-type: none">Comparable to other live attenuated viral vaccines (e.g., MMR, YF, Varicella)No disease enhancement in partially protected individuals
Study start date	September 2016
Publications	<ul style="list-style-type: none">Tricou V, et al. The Lancet Global Health. 2024.López-Medina E, et al. The Journal of Infectious Diseases. 2020.Biswal S, et al. Clinical Infectious Disease. 2021



Better Health, Brighter Future

© 2025 Takeda Pharmaceutical Company Limited. All rights reserved.