



Epidemiology Data

May 2023

IMPORTANT NOTICE: For the purposes of this notice, “presentation” means this document, any oral presentation, any question and answer session and any written or oral material discussed or distributed by Takeda Pharmaceutical Company Limited (“**Takeda**”) regarding this presentation. This presentation (including any oral briefing and any question-and-answer in connection with it) is not intended to, and does not constitute, represent or form part of any offer, invitation or solicitation of any offer to purchase, otherwise acquire, subscribe for, exchange, sell or otherwise dispose of, any securities or the solicitation of any vote or approval in any jurisdiction. No shares or other securities are being offered to the public by means of this presentation. No offering of securities shall be made in the United States except pursuant to registration under the U.S. Securities Act of 1933, as amended, or an exemption therefrom. This presentation is being given (together with any further information which may be provided to the recipient) on the condition that it is for use by the recipient for information purposes only (and not for the evaluation of any investment, acquisition, disposal or any other transaction). Any failure to comply with these restrictions may constitute a violation of applicable securities laws.

The companies in which Takeda directly and indirectly owns investments are separate entities. In this presentation, “Takeda” is sometimes used for convenience where references are made to Takeda and its subsidiaries in general. Likewise, the words “we”, “us” and “our” are also used to refer to subsidiaries in general or to those who work for them. These expressions are also used where no useful purpose is served by identifying the particular company or companies.

The product names appearing in this document are trademarks or registered trademarks owned by Takeda, or their respective owners.

Better Health, Brighter Future

OVERVIEW OF EPIDEMIOLOGY DATA



ONCOLOGY






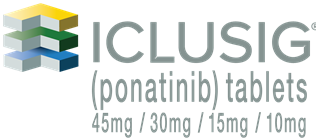

GASTROENTEROLOGY (GI)



RARE GENETIC & HEMATOLOGY

NINLARO, ALUNBRIG, ADCETRIS, ICLUSIG & EXKIVITY



Product	Indication	Total Global Eligible Population	Geographies included
 <p>NINLARO[®] (ixazomib) capsules</p>	R/R 2L+ Multiple Myeloma	~104,000 ¹	Japan, US, EU5, China
 <p>ALUNBRIG[™]</p>	1L ALK+ NSCLC	~32,000 ²	Japan, US, EU5, China
 <p>ADCETRIS[®] brentuximab vedotin BRINGING <i>Hope TO Life</i></p>	HL – Front Line, ASCT Consolidation, 2L+; TCL - PTCL & R/R CTCL	~20,000 ³	Japan, EU5, China
 <p>ICLUSIG[®] (ponatinib) tablets 45mg / 30mg / 15mg / 10mg</p>	CML, ALL	~7,000 ⁴	US
 <p>EXKIVITY[®] mobocertinib 40 mg capsules</p>	1L/2L EGFR Exon20 Insertion+ NSCLC	~4,500 ⁵	Japan, US, EU5

2 | 1. R/R 2L+ MM label eligible patients; 2. ALK+ tested patients; 3. CD30+ label eligible patients - regulatory approval includes Stage IV/ITT Front Line Patients and High Risk HL consolidation patients; 4. total CML and Ph+ ALL 5. EGFR Exon20 insertion+ mNSCLC patients whose disease has progressed on or after platinum-based chemotherapy.

Source: Takeda estimates. EU5 = France, Spain, Germany, Italy, UK

OVERVIEW OF EPIDEMIOLOGY DATA



ONCOLOGY

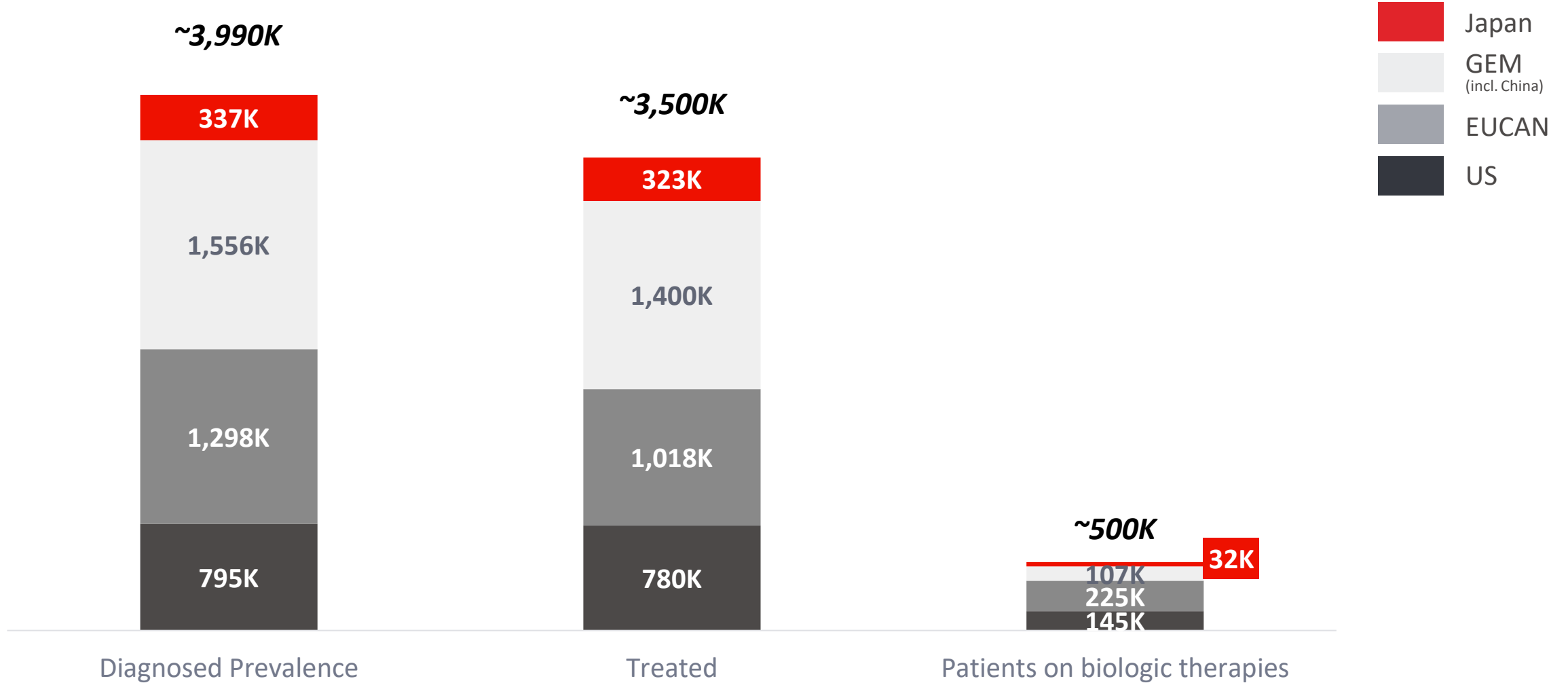


GASTROENTEROLOGY (GI)

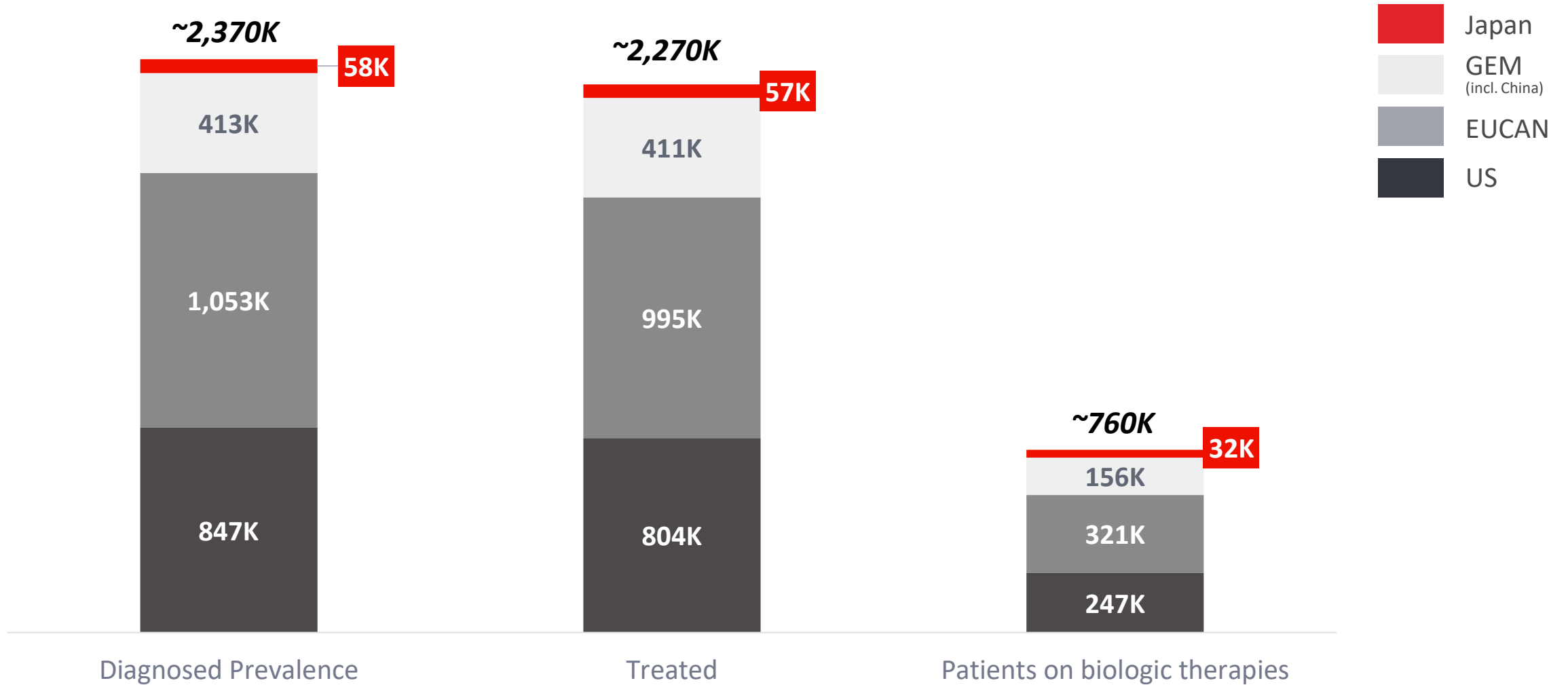


RARE GENETIC & HEMATOLOGY

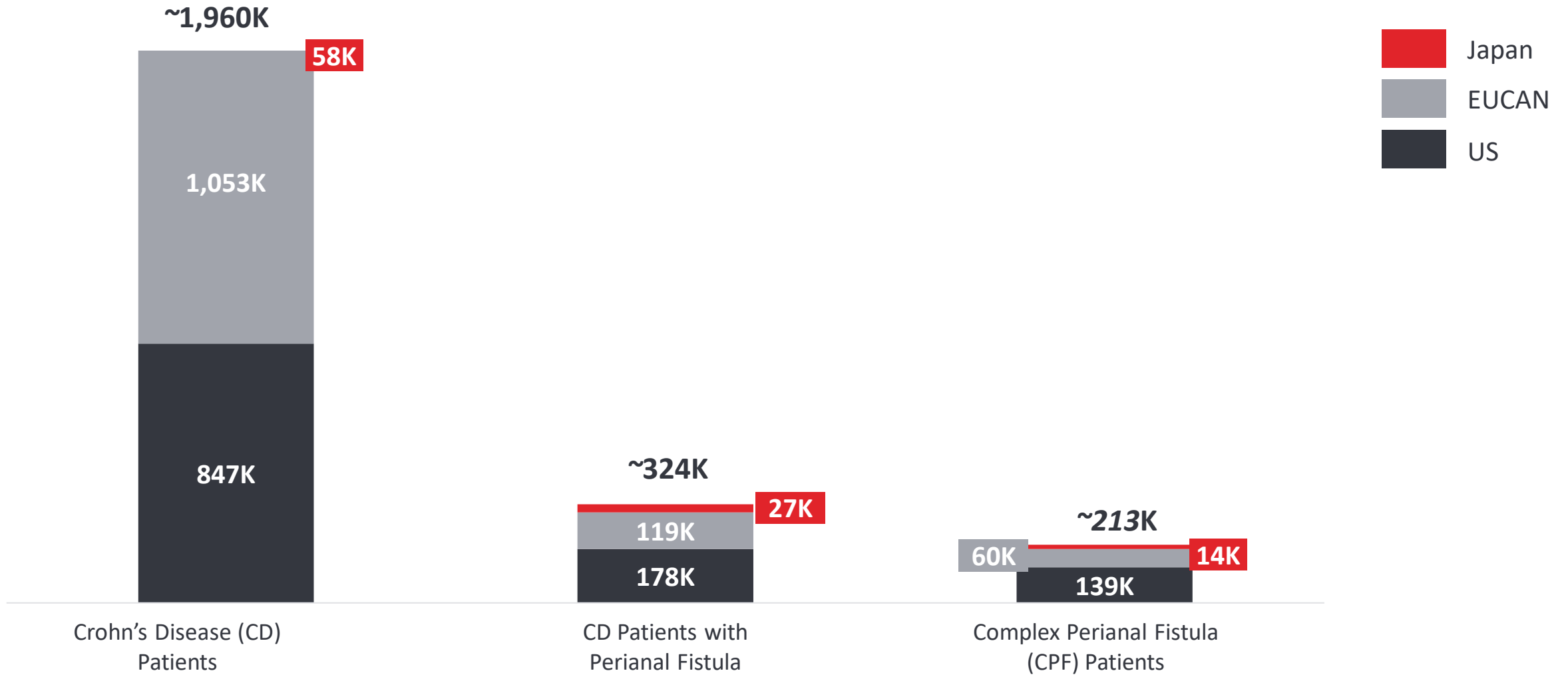
ULCERATIVE COLITIS (UC)



CROHN'S DISEASE (CD)



COMPLEX CROHN'S PERIANAL FISTULA (CPF)



OVERVIEW OF EPIDEMIOLOGY DATA



ONCOLOGY



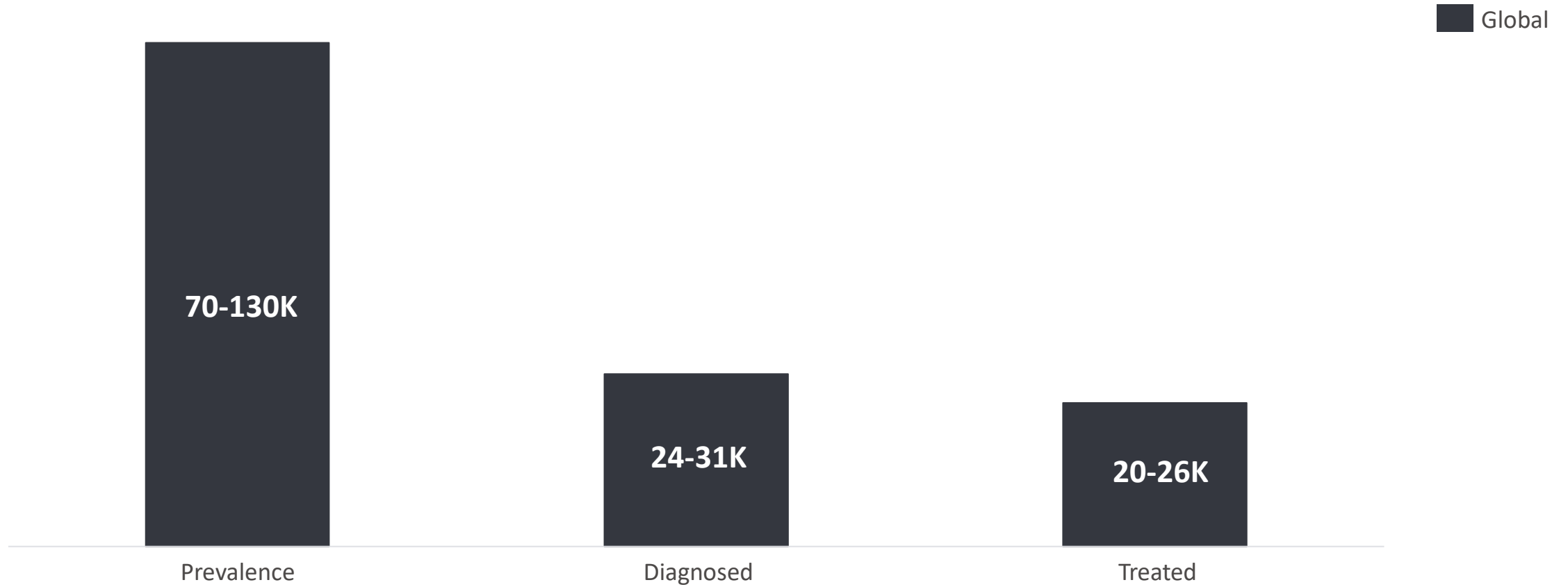
GASTROENTEROLOGY (GI)



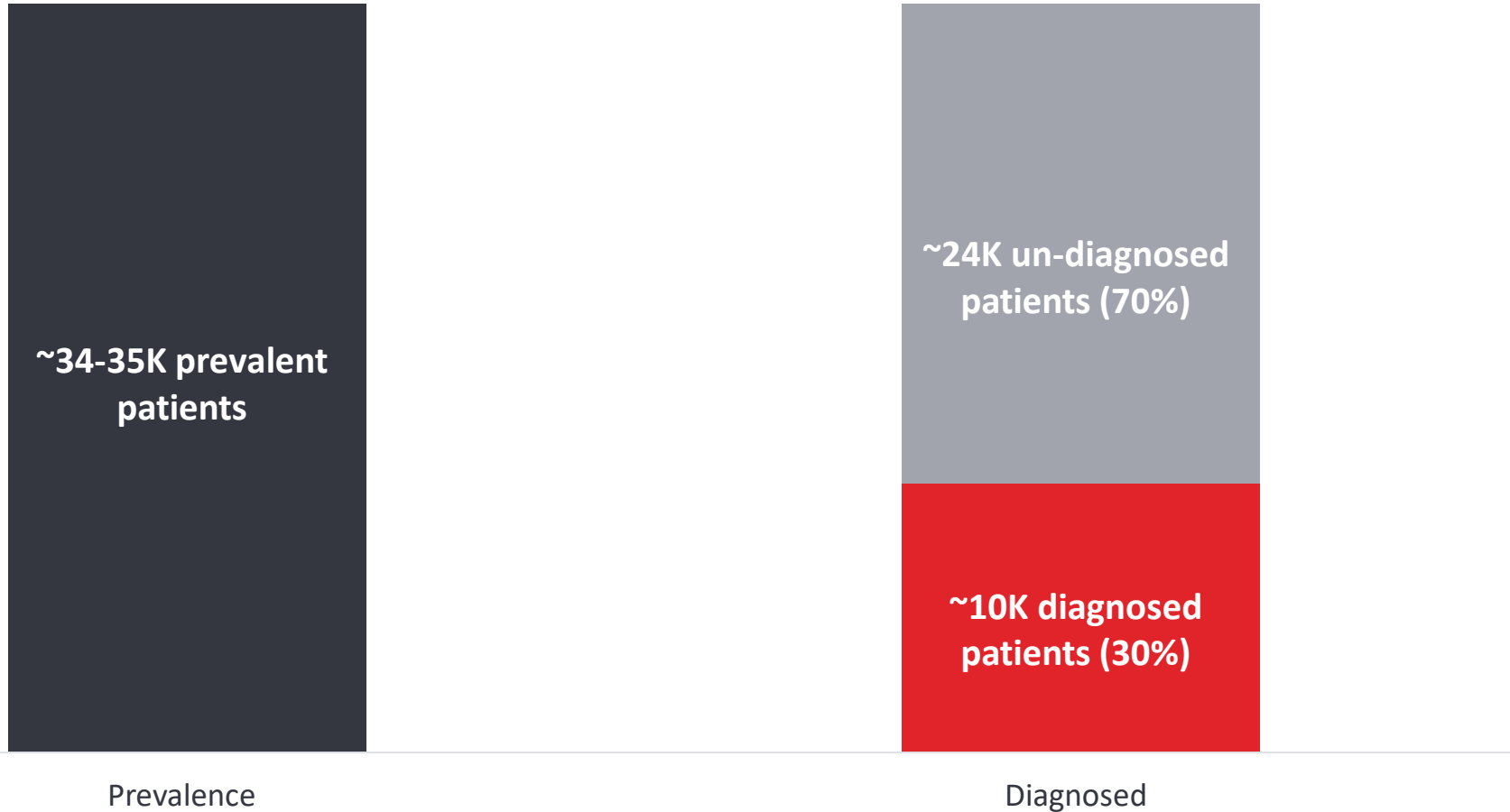
RARE GENETIC & HEMATOLOGY

HEREDITARY ANGIOEDEMA

TAKHZYRO[™]
(lanadelumab-flyo) injection

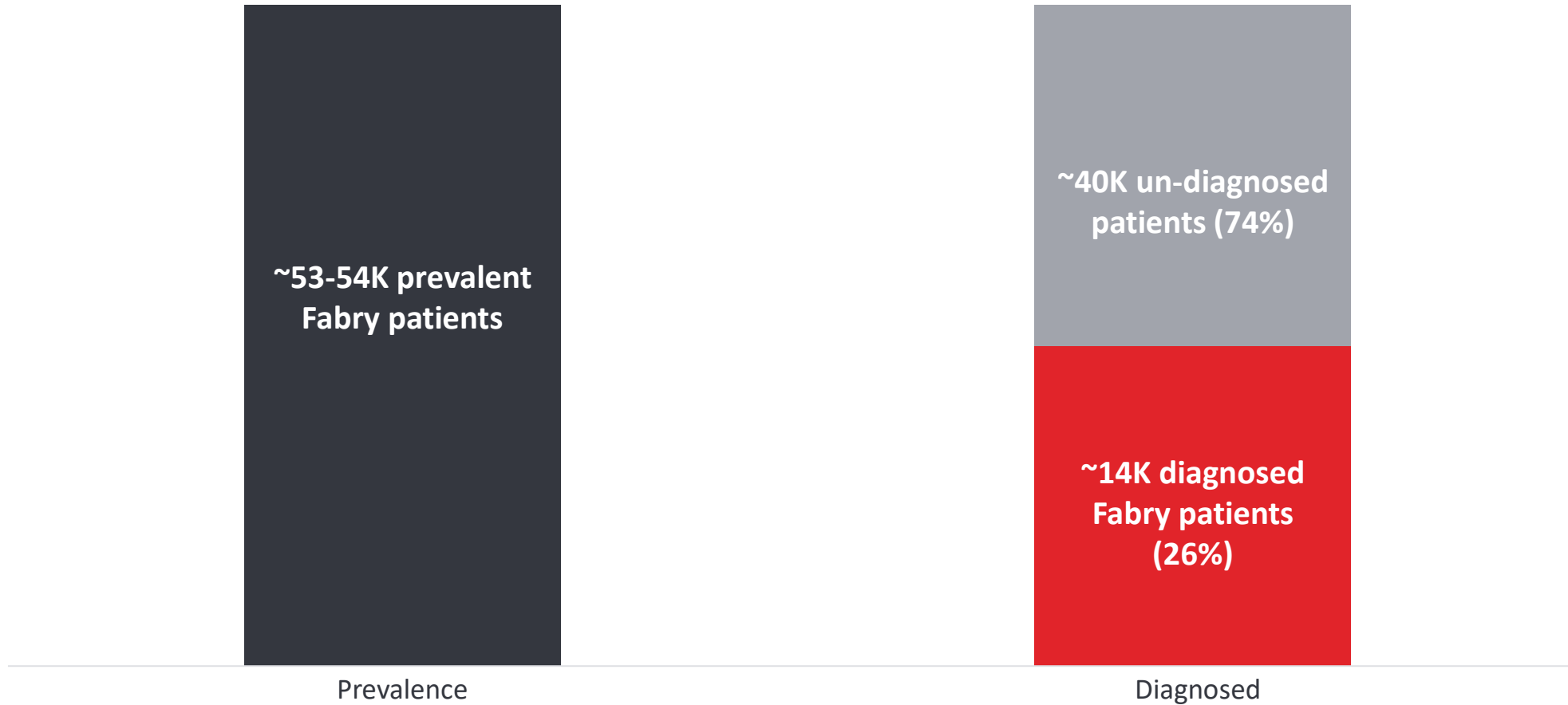


GAUCHER'S DISEASE: GLOBAL, CHINA/INDIA NOT INCLUDED



FABRY'S DISEASE: EX-US REGION, CHINA/INDIA NOT INCLUDED

REPLAGAL[®]
agalsidase alfa

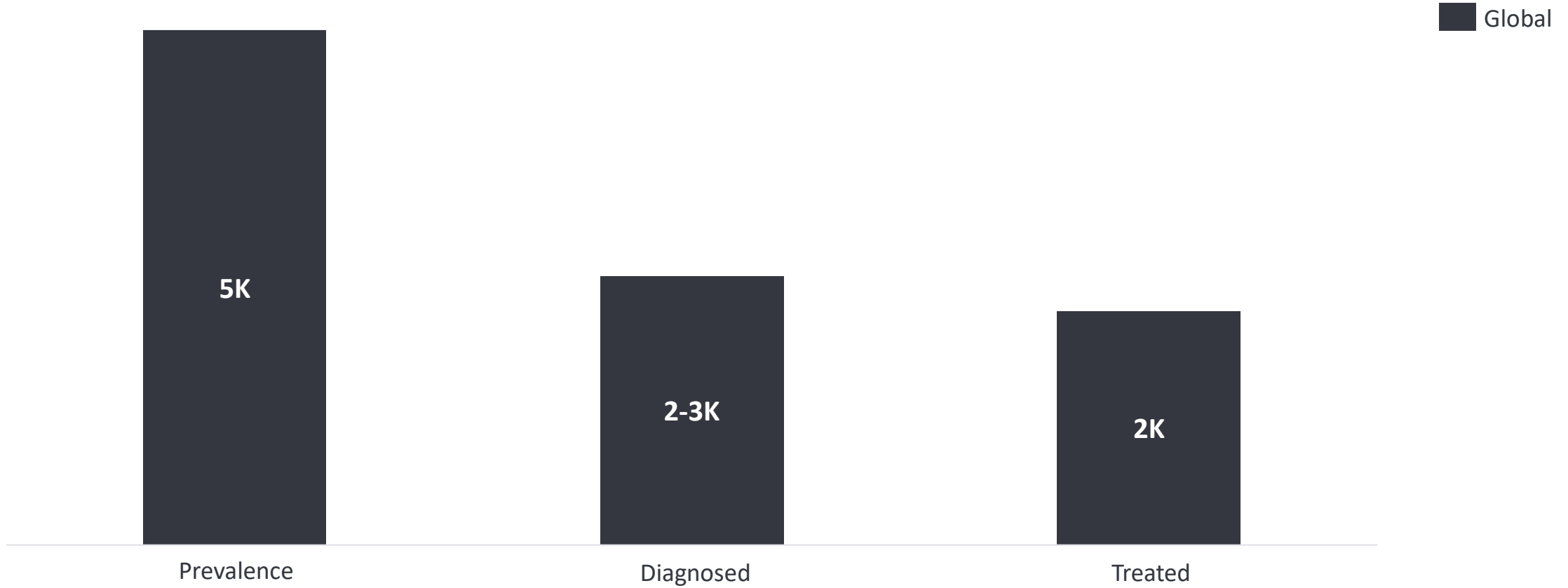


HUNTER'S DISEASE: GLOBAL, INDIA/CHINA NOT INCLUDED

elaprase[®]
(idursulfase)



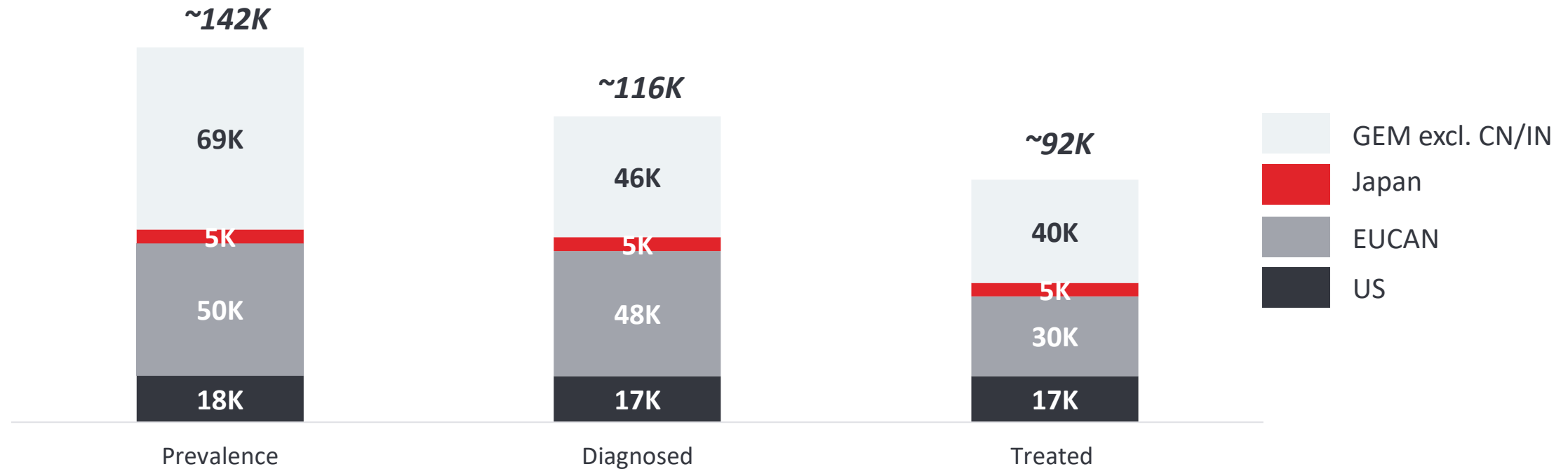
MPS II Patients



HEMOPHILIA A



Hemophilia A without inhibitors



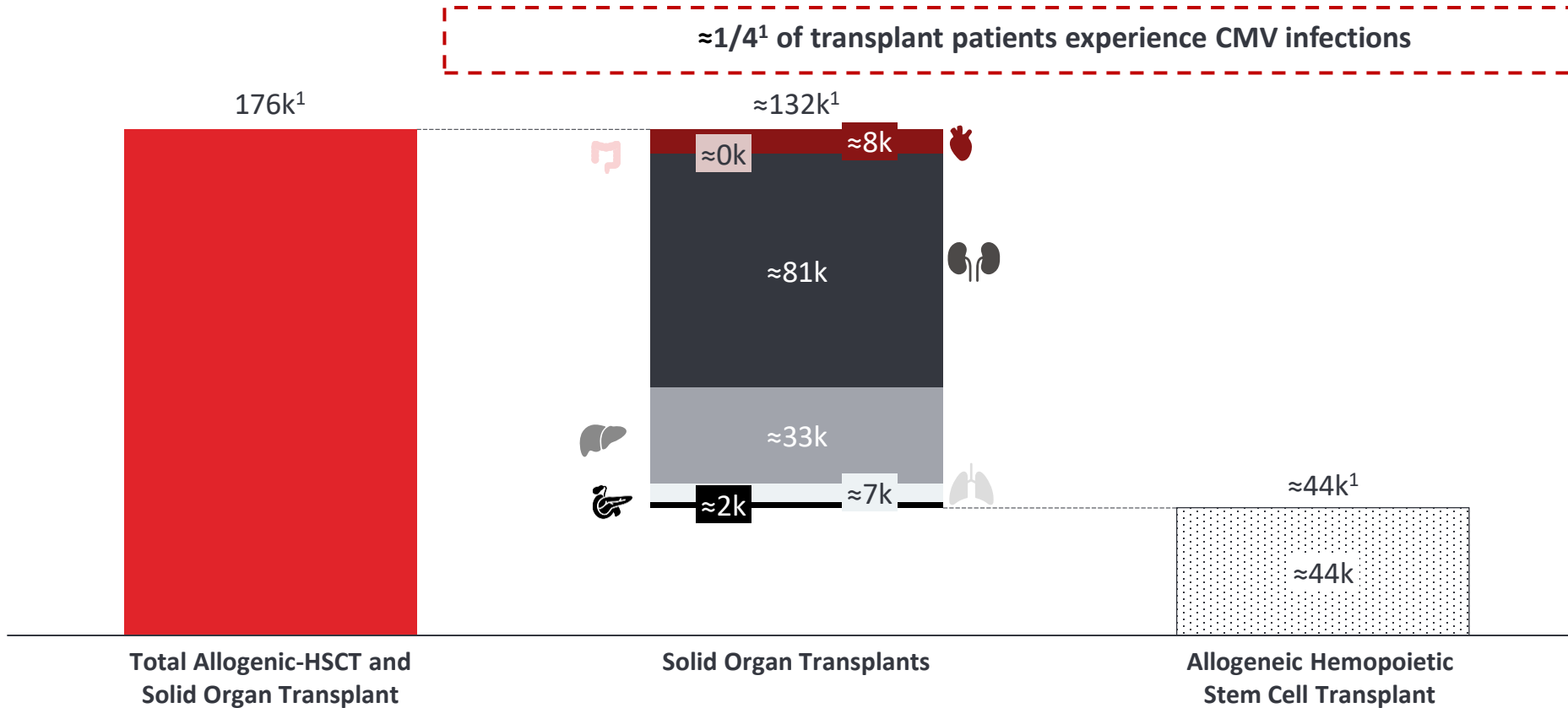
CYTOMEGALOVIRUS (CMV) INFECTION IN POST-TRANSPLANT

Legend:

- Heart
- Liver
- Intestine
- Lungs
- Kidney
- Pancreas

CMV infection in post-transplant patients are 100% diagnosed & treated

 Focus of LIVTENCITY





Better Health, Brighter Future